

**FRANKLIN BOROUGH  
SCHOOL DISTRICT**

**Franklin Borough Board of Education  
Franklin, New Jersey**

**Annual Comprehensive Financial Report  
For the Fiscal Year Ended June 30, 2022**

**Annual Comprehensive  
Financial Report**

**of the**

**FRANKLIN BOROUGH SCHOOL DISTRICT**

**Franklin, New Jersey**

**For the Fiscal Year Ended June 30, 2022**

**Prepared by**

**Franklin Borough Board of Education  
Finance Department**

FRANKLIN BOROUGH SCHOOL DISTRICT  
TABLE OF CONTENTS  
FISCAL YEAR ENDED JUNE 30, 2022

INTRODUCTORY SECTION (UNAUDITED)

Letter of Transmittal .....	1
Organizational Chart .....	7
Roster of Officials .....	8
Consultants and Advisors.....	9
 FINANCIAL SECTION.....	 10
Independent Auditors’ Report.....	11
Required Supplementary Information.....	15
Management’s Discussion and Analysis (Unaudited).....	16
Basic Financial Statements (Sections A. and B.).....	24
A. District-Wide Financial Statements.....	25
A-1 Statement of Net Position .....	26
A-2 Statement of Activities.....	27
B. Fund Financial Statements.....	29
B-1 Balance Sheet – Governmental Funds .....	30
B-2 Statement of Revenue, Expenditures and Changes in Fund Balance – Governmental Funds.....	32
B-3 Reconciliation of the Statement of Revenue, Expenditures and Changes in Fund Balances of Governmental Funds to the Statement of Activities .....	33
B-4 Statement of Net Position – Proprietary Funds.....	34
B-5 Statement of Revenue, Expenses and Changes in Fund Net Position – Proprietary Funds.....	35
B-6 Statement of Cash Flows – Proprietary Funds.....	36
Notes to the Basic Financial Statements.....	37
Required Supplementary Information (Unaudited) .....	72
L. Schedules Related to Accounting and Reporting for Pensions and Postemployment Benefits Other than Pensions (Unaudited) .....	73
L-1 Schedule of District’s Proportionate Share of the Net Pension Liability – Public Employees Retirement System.....	73
L-2 Schedule of District Contributions – Public Employees Retirement System .....	74
L-3 Schedule of State’s Proportionate Share of the Net Pension Liability Attributable to the District – Teachers’ Pension and Annuity Fund.....	75
L-4 Schedule of State Contributions – Teachers’ Pension and Annuity Fund .....	76
L-5 Schedule of Changes in the State’s Proportionate Share of the Total OPEB Liability Associated with the District and Related Ratios .....	77
Notes to Required Supplementary Information .....	78

FRANKLIN BOROUGH SCHOOL DISTRICT  
TABLE OF CONTENTS  
FISCAL YEAR ENDED JUNE 30, 2022  
(Continued)

FINANCIAL SECTION (Cont'd)

Supplementary Schedules (Sections C. to I.)

C. Budgetary Comparison Schedules (Unaudited).....	80
C-1 Budgetary Comparison Schedule – General Fund.....	81
C-2 Budgetary Comparison Schedule - Special Revenue Fund.....	92
C-3 Budgetary Comparison Schedule – Note to RSI.....	93

Other Supplementary Schedules (D.-I.)

D. School Level Schedules (Not Applicable).....	95
E. Special Revenue Fund .....	96
E-1 Combining Schedule of Program Revenue and Expenditures - Special Revenue Fund – Budgetary Basis.....	97
E-2 Preschool Education Aid Schedule of Expenditures – Budgetary Basis – District – Wide Total .....	102
F. Capital Projects Fund (Not Applicable).....	103
G. Proprietary Funds.....	104
G-1 Statement of Net Position Food Service Enterprise Fund.....	105
G-2 Statement of Revenue, Expenses and Changes in Fund Net Position Food Service Enterprise Fund .....	106
G-3 Statement of Cash Flows Food Service Enterprise Fund.....	107
H. Fiduciary Activities (Not Applicable) .....	108
I. Long-Term Debt (Not Applicable).....	109
J. Statistical Section (Unaudited) .....	110
J-1 Net Position by Component.....	111
J-2 Changes in Net Position.....	112
J-3 Fund Balances - Governmental Funds.....	114
J-4 Changes in Fund Balances - Governmental Funds .....	115
J-5 General Fund Other Local Revenue by Source .....	117
J-6 Assessed Value and Actual Value of Taxable Property .....	118
J-7 Direct and Overlapping Property Tax Rates .....	119
J-8 Principal Property Taxpayers, Current and Nine Years Ago.....	120
J-9 Property Tax Levies and Collections.....	121
J-10 Ratios of Net Outstanding Debt by Type.....	122
J-11 Ratios of Net General Bonded Debt Outstanding.....	123
J-12 Ratios of Overlapping Governmental Activities Debt.....	124
J-13 Legal Debt Margin Information.....	125
J-14 Demographic and Economic Statistics .....	126
J-15 Principal Employers, Current and Nine Years Ago.....	127



FRANKLIN BOROUGH SCHOOL DISTRICT  
TABLE OF CONTENTS  
FISCAL YEAR ENDED JUNE 30, 2022  
(Continued)

FINANCIAL SECTION (Cont'd)

J. Statistical Section (Unaudited) (cont'd)

J-16	Full-time Equivalent District Employees by Function/Program.....	128
J-17	Operating Statistics .....	129
J-18	School Building Information .....	130
J-19	Schedule of Required Maintenance Expenditures For School Facilities .....	131
J-20	Insurance Schedule .....	132

K. Single Audit Section..... 133

K-1	Report on Internal Control Over Financial Reporting and on Compliance and Other Matters Based on an Audit of Financial Statements Performed in Accordance with <i>Government Auditing Standards</i> .....	134
K-2	Report on Compliance for Each Major Federal and State Program; Report on Internal Control Over Compliance Required by the Uniform Guidance and NJOMB 15-08 .....	136
K-3	Schedule of Expenditures of Federal Awards.....	139
K-4	Schedule of Expenditures of State Awards.....	141
K-5	Notes to the Schedules of Expenditures of Federal and State Awards.....	142
K-6	Schedule of Findings and Questioned Costs.....	144
K-7	Summary Schedule of Prior Audit Findings .....	146

INTRODUCTORY SECTION  
(UNAUDITED)

# Franklin School District

50 Washington Avenue  
Franklin, NJ 07416  
Phone (973) 827-9775  
Fax (973) 827-6522

John R. Giacchi  
Chief School Administrator

Barbara A. Decker  
Business Administrator  
Board Secretary

October 26, 2022

Honorable President and  
Members of the Board of Education  
Franklin Borough School District  
Franklin, New Jersey 07416

Dear Board Members:

We are pleased to present to you the Annual Comprehensive Financial Report (ACFR) of the Franklin Borough School District (District) for the fiscal year ended June 30, 2022. Responsibility for both the accuracy of the data and completeness and fairness of the presentation, including all disclosures, rests with the management of the Board of Education (Board). To the best of our knowledge and belief, the data presented in this report is accurate in all material respects and is reported in a manner designed to present fairly the financial position and results of operations of the District. This report will provide the taxpayers of the Franklin Borough School District with comprehensive financial data in a format enabling them to gain an understanding of the School District's financial affairs.

The Annual Comprehensive Financial Report is presented in four sections as follows:

- The Introductory Section contains a table of contents, this Letter of Transmittal, List of Principal Officials, and an Organization Chart of the School District.
- The Financial Section begins with the Independent Auditor's Report and includes the Management's Discussion and Analysis; the Basic Financial Statements and Notes providing an overview of the School District's financial position and operating results, and other schedules providing detailed budgetary information.
- The Statistical Section includes selected economic and demographic information, financial trends, and the fiscal capacity of the School District, generally presented on a multi-year basis.
- The Single Audit Section - The District is required to undergo an annual single audit in conformity with the provisions of Title 2 U.S. Code of Federal Regulations Part 200, *Uniform Administrative Requirements, Cost Principles, and Audit Requirements for Federal Awards* ("Uniform Guidance") and New Jersey's OMB Circular 15-08, *Single Audit Policy for Recipients of Federal Grants, State Grants and State Aid*. Information related to this single audit, including the independent auditor's report on the internal control and compliance with applicable laws, regulations, contracts and grants, along with findings and questioned costs (if any), are included in the single audit section of this report.

*Leading the Way to Excellence*

### **School District Organization**

The Franklin Borough School District is one of 616 school districts in the State of New Jersey and one of 26 school districts in Sussex County. The School District provides education for its preschool through eighth grade students. Geographically, the District is comprised of the Borough of Franklin only. The School District's total area is 4.5 square miles. The 454 elementary students enrolled in the Franklin Borough School District attend the one school comprising the District. Students for 9<sup>th</sup> through 12<sup>th</sup> grade attend the Wallkill Valley Regional High School in Hardyston, N.J.

An elected nine-member Board of Education (the "Board") serves as the policy maker for the School District. The Board adopts an annual budget and directly approves all expenditures which serve as the basis for control over and authorization for all expenditures of School District tax money.

The Chief School Administrator is the chief executive officer of the School District, responsible to the Board for total educational and support operations. The Business Administrator/Board Secretary is the chief financial officer of the School District, responsible for maintaining all financial records, issuing warrants in payment of liabilities incurred by the School District, acting as custodian of all School District funds, and investing idle funds as permitted by New Jersey law.

### **Reporting Entity**

Franklin Borough School District is an independent reporting entity within the criteria adopted by the Governmental Accounting Standards Board (GASB) as established by GASB codification section 2100. All funds of the District are included in this report. The Franklin Borough Board of Education and its one elementary school constitute the District's reporting entity.

### **Economic Condition and Outlook**

The District completed the 2021-2022 fiscal year with an average daily enrollment of 479 students, which is 6 students more than the previous year's average daily enrollment. The school district enrollment increased for this fiscal year. Over the last few years, the overall district enrollment has had minor increases. The District is experiencing some enrollment losses to the local charter and choice schools.

The School District, along with many other public school systems in the State, still faces some difficult economic situations in the future since the primary funding source is property tax revenue. The School District's administration is closely monitoring the cost of operations and continues to look for new funding sources in order to maintain the quality educational services that the School District has been accustomed to providing.

The School District attributes much of its past education success to the community's demand for, and support of, both a traditional and quality school system. Our School District will remain accountable to the residents and taxpayers who make the School District their school system of choice.

Honorable President and  
Members of the Board of Education  
Franklin Borough School District  
Page 3

The assessed valuation of Franklin Borough declined over the last year due in large part to a decrease in commercial, apartments and residential properties as represented below:

2013-	\$460,989,027
2014-	\$392,370,021
2015-	\$391,758,530
2016-	\$400,632,049
2017-	\$399,364,584
2018-	\$397,568,420
2019-	\$397,847,231
2020-	\$395,552,814
2021-	\$393,621,192
2022-	\$392,892,300

Historically, the decrease in assessed values has been attributed to the various tax appeals that have been filed by property owners. In 2014 the Borough of Franklin had a reassessment performed. The percentage of taxes collected annually by the Borough for the last several years has consistently been over 95%. The percentage of taxes collected over the previous few years was as follows:

2013-	97.22%
2014-	97.57%
2015-	97.71%
2016-	97.10%
2017-	96.83%
2018-	97.02%
2019-	96.77%
2020-	96.98%
2021-	97.61%

### **Educational Program**

The Board of Education continues to maintain quality educational programs for its preschool through eighth grade students. As of January 1, 2019, the preschool program is funded through PEA Grant, which allows for free, full day preschool for all three and four year old students in the district. With an already strong curriculum focused in language arts, math, science, social studies, and special-areas, technology is infused into all facets of instruction. The goal is to engage learners with hands on learning experiences that will bring learning to life and provide students with the tools needed to be successful in their future careers. Spanish instruction continues to be a key component for our world languages/culture program. The kindergarten classes are offered as a full-day program and an emphasis is placed on language arts and math instruction. Balanced literacy instruction, especially in the early grades, continues as a priority. Remedial and special education programs continue to be implemented so that students with specific learning needs will have increased opportunities for success. The Board supports the integration of technology throughout the curriculum and has invested in Chromebooks, visual presenters, Promethean Boards, BenQ Boards and training to support the implementation of new technology. The Franklin Parent Teacher Organization and the Franklin Education Foundation have donated many resources to assist our school program.

### **Major Initiatives**

The Board maintains manageable class sizes, invests in staff development and increases technology opportunities. Sixteen (16) BenQ Boards were purchased along with 100 Chromebooks for students in grades one through eight as part of the one to one initiative. Teachers were also provided new Chromebooks in school year 2020. We have completed our fifth year with the Go Math! Program in grades kindergarten through five and fourth year with Go Math! in grades six through eight. This program along with an additional period (forty-one minutes) of math instruction each day addressed a concern identified through the NJSLA. Science Dimensions, our K-8 science program, is in the third year of implementation. This program has encouraged problem based learning and incorporated STEM learning. The implementation of the HIB (harassment, intimidation, bullying) requirements issued by the State in 2011-12 remain in place.

A number of upgrades and improvements were accomplished in fiscal year 2022 including installing a digital marquee, purchasing a Ventrac snow removal machine, and completing Phase I of the Window Project.

Security upgrades include updating the intercom system and replacing existing surveillance system.

### **Financial Information**

Management of the District is responsible for establishing and maintaining an internal control system designed to ensure that the assets of the District are protected from loss, theft or misuse and to ensure that adequate accounting data is compiled to allow for the preparation of financial statements in conformity with generally accepted accounting principles (GAAP). The internal control system is designed to provide reasonable, but not absolute, assurance that these objectives are met. The concept of reasonable assurance recognizes that: (1) the cost of a control should not exceed the benefits likely to be derived; and (2) the valuation of costs and benefits requires estimates and judgments by management.

As a recipient of federal awards and state financial assistance programs, the District also is responsible for ensuring that an adequate internal control system is in place to ensure compliance with applicable laws and regulations related to those programs. The internal control system is also subject to periodic evaluation by the District management.

As part of the District's single audit described earlier, tests are made to determine the adequacy of the internal control system, including that portion related to federal awards and state financial assistance programs, as well as to determine that the District has complied with applicable laws, regulations, contracts and grants.

In addition to internal accounting controls, the District maintains budgetary controls. Annual appropriated budgets are adopted for the general fund and the special revenue fund. Project-length budgets are approved for the capital improvements accounted for in the capital projects fund. The original budget, budget transfers during the year, and final budget amount for the fiscal year is reflected in the financial section. An encumbrance accounting system is used to record outstanding purchase commitments on a line item basis. Open encumbrances at year-end are either canceled or are included as re-appropriated balances reported as reservations of fund balance at fiscal year-end.

### **Cash Management**

The investment policy of the District is guided in large part by state statutes as detailed in “Notes to Basic Financial Statements,” Note 3. The District has adopted a cash management plan which requires it to deposit public funds in public depositories protected from loss under the provisions of the Governmental Unit Deposit Protection Act [GUDPA]. GUDPA was enacted in 1970 to protect governmental units from a loss of funds on deposit with a failed banking institution in New Jersey. The law requires governmental units to deposit public funds only in public depositories located in New Jersey, where the funds are secured in accordance with the Act.

### **Risk Management**

The District continues to protect its assets through a comprehensive insurance program through coverage obtained from the School Alliance Insurance Fund. The Fund is a school district joint self-insurance fund formed under the provisions of the New Jersey Statutes. The Fund’s membership is comprised of local and regional school districts. Coverage includes property loss, crime and fidelity, comprehensive general liability, auto insurance, workers’ compensation, school leaders professional liability, supplemental workers’ compensation and underground storage tank (pollution liability). Other policies purchased from other insurance companies include fidelity bonds for the School Business Administrator/Board Secretary and Board Treasurer of School Monies. Additional policies purchased were for Student Accident Insurance.

### **Independent Audit**


State statutes require an annual audit by independent certified public accountants. The accounting firm of Nisivoccia LLP was selected by the Board of Education. In addition to meeting the requirements set forth in state statutes, the audit was designed to meet the requirements of Title 2 U.S. Code of Federal Regulations Part 200, *Uniform Administrative Requirements, Cost Principles, and Audit Requirements for Federal Awards* (“Uniform Guidance”) and New Jersey’s OMB Circular 15-08, *Single Audit Policy for Recipients of Federal Grants, State Grants, and State Aid*. The auditor’s report on the basic financial statements and specific required supplemental information is included in the financial section of this report. The auditor’s reports related specifically to the single audit are included in the single audit section of this report.

Honorable President and  
Members of the Board of Education  
Franklin Borough School District  
Page 6


**Acknowledgements**

We would like to express our appreciation to the members of the Franklin Borough School Board for their concern in providing fiscal accountability to the citizens and taxpayers of the school district and thereby contributing their full support to the development and maintenance of our financial operation. The preparation of this report could not have been accomplished without the efficient and dedicated services of our financial and accounting staff.

Respectively submitted,



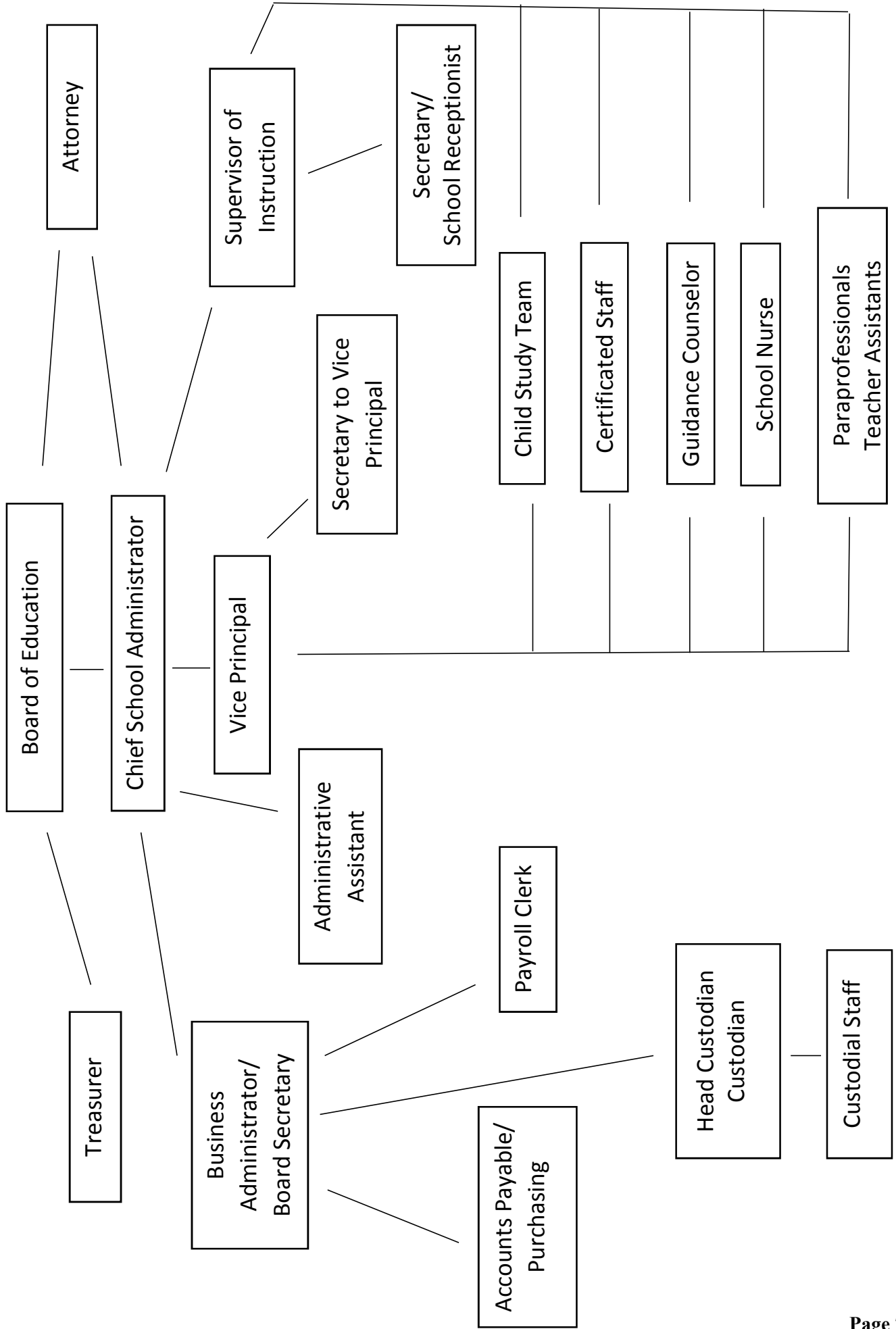
John R. Giacchi  
Superintendent



Barbara A. Decker  
Business Administrator/Board Secretary



# FRANKLIN BOROUGH BOARD OF EDUCATION Organization Chart



**FRANKLIN BOROUGH SCHOOL DISTRICT  
 ROSTER OF OFFICIALS  
 JUNE 30, 2022**

<u>Members of the Board of Education</u>		<u>Term Expires</u>
Wayne Bartron	President	2023
Kathleen Clohessey	Vice President	2023
Nanci Davis	Member	2022
John J. Friend	Member	2022
Shane Hrbek	Member	2023
Stephen Koger	Member	2022
Stephanie Perna	Member	2022
Suzanne Ross	Member	2022
James A. Saltzman	Member	2024

Other Officers

John R. Giacchi, Superintendent  
 Barbara A. Decker, Business Administrator/Board Secretary  
 Pamela J. Crum, Treasurer of School Monies

**FRANKLIN BOROUGH SCHOOL DISTRICT  
Consultants and Advisors**

**Audit Firm**

Nisivoccia, LLP  
Mount Arlington Corporate Center  
200 Valley Road, Suite 300  
Mount Arlington, New Jersey 07856  
and  
Lawrence Business Park  
11 Lawrence Road  
Newton, New Jersey 07860  
And  
1140 Route 22 East, Suite 203  
Bridgewater, New Jersey 08807

**Attorney**

Matthew J. Giacobbe, Esq.  
Cleary Giacobbe Alfieri & Jacobs, LLC  
955 State Route 34  
Matawan, New Jersey 07747

**Architect**

Parette Somjen Architects, LLC  
439 Route 46 East  
Rockaway, New Jersey 07866

**Official Depository**

Lakeland Bank  
250 Oak Ridge Road  
Oak Ridge, New Jersey 07438-8906

**Insurance Agent**

The Morville Agency  
Arthur J. Gallagher  
Risk Management Services Inc.  
55 Newton-Sparta Road  
Newton, New Jersey 07860

FINANCIAL SECTION

## Independent Auditors' Report

The Honorable President and Members  
of the Board of Education  
Franklin Borough School District  
County of Sussex, New Jersey

### **Report on the Audit of the Financial Statements**

#### ***Qualified Opinion***

We have audited the accompanying financial statements of the governmental activities, the business-type activities, each major fund, and the aggregate remaining fund information of the Board of Education of the Franklin Borough School District (the “District”), in the County of Sussex, as of and for the fiscal year ended June 30, 2022, and the related notes to the financial statements, which collectively comprise the District’s basic financial statements as listed in the table of contents.

In our opinion, except for the effects of the matter described in the Basis for Qualified Opinion section of our report, the accompanying financial statements referred to above present fairly, in all material respects, the financial position of the District, as of June 30, 2022, and the changes in financial position, and cash flows thereof for the fiscal year then ended in accordance with accounting principles generally accepted in the United States of America.

#### ***Basis for Qualified Opinion***

We conducted our audit in accordance with auditing standards generally accepted in the United States of America (GAAS), audit requirements prescribed by the Office of School Finance, Department of Education, State of New Jersey (the “Office”) and the standards applicable to financial audits contained in *Government Auditing Standards*, issued by the Comptroller General of the United States. Our responsibilities under those standards are further described in the Auditor’s Responsibilities for the Audit of the Financial Statements section of our report. We are required to be independent of the District and to meet our other ethical responsibilities, in accordance with the relevant ethical requirements relating to our audit. We believe that the audit evidence we have obtained is sufficient and appropriate to provide a basis for our qualified audit opinion.

#### ***Matter Giving Rise to Qualified Opinion***

The District’s note disclosure on postemployment benefits other than pensions (OPEB) contains the June 30, 2020 information and not the June 30, 2021 information as the report for Governmental Accounting Standards Board (“GASB”) Statement No. 75, *Accounting and Financial Reporting for Postemployment Benefits Other Than Pensions*, for the State of New Jersey State Health Benefits Local Education Retired Employees Plan (“SHBP”) has not been released by the Division of Pensions and Benefits, Department of the Treasury, State of New Jersey, as of the date of this report. In our opinion, disclosure of this information is required by accounting principles generally accepted in the United States of America.

### ***Responsibilities of Management for the Financial Statements***

Management is responsible for the preparation and fair presentation of the financial statements in accordance with accounting principles generally accepted in the United States of America, and for the design, implementation, and maintenance of internal control relevant to the preparation and fair presentation of financial statements that are free from material misstatement, whether due to fraud or error.

In preparing the financial statements, management is required to evaluate whether there are conditions or events, considered in the aggregate, that raise substantial doubt about the District's ability to continue as a going concern for twelve months beyond the financial statement date, including any currently known information that may raise substantial doubt shortly thereafter.

### ***Auditor's Responsibilities for the Audit of the Financial Statements***

Our objectives are to obtain reasonable assurance about whether the financial statements as a whole are free from material misstatement, whether due to fraud or error, and to issue an auditor's report that includes our opinions. Reasonable assurance is a high level of assurance but is not absolute assurance and therefore is not a guarantee that an audit conducted in accordance with GAAS, *Government Auditing Standards* and audit requirements prescribed by the Office will always detect a material misstatement when it exists. The risk of not detecting a material misstatement resulting from fraud is higher than for one resulting from error, as fraud may involve collusion, forgery, intentional omissions, misrepresentations, or the override of internal control. Misstatements are considered material if there is a substantial likelihood that, individually or in the aggregate, they would influence the judgment made by a reasonable user based on the financial statements.

In performing an audit in accordance with GAAS, *Government Auditing Standards* and audit requirements prescribed by the Office, we:

- exercise professional judgment and maintain professional skepticism throughout the audit.
- identify and assess the risks of material misstatement of the financial statements, whether due to fraud or error, and design and perform audit procedures responsive to those risks. Such procedures include examining, on a test basis, evidence regarding the amounts and disclosures in the financial statements.
- obtain an understanding of internal control relevant to the audit in order to design audit procedures that are appropriate in the circumstances, but not for the purpose of expressing an opinion on the effectiveness of the District's internal control. Accordingly, no such opinion is expressed.
- evaluate the appropriateness of accounting policies used and the reasonableness of significant accounting estimates made by management, as well as evaluate the overall presentation of the financial statements.
- conclude whether, in our judgment, there are conditions or events, considered in the aggregate, that raise substantial doubt about the District's ability to continue as a going concern for a reasonable period of time.

We are required to communicate with those charged with governance regarding, among other matters, the planned scope and timing of the audit, significant audit findings, and certain internal control-related matters that we identified during the audit.

***Required Supplementary Information***

Accounting principles generally accepted in the United States of America require that the management's discussion and analysis, which follows this report, the pension and post-retirement schedules in Exhibits L-1 through L-5 and the related notes, and the budgetary comparison information in Exhibits C-1 through C-3 be presented to supplement the basic financial statements. Such information is the responsibility of management and, although not a part of the basic financial statements, are required by the Governmental Accounting Standards Board who considers it to be an essential part of financial reporting for placing the basic financial statements in an appropriate operational, economic, or historical context. We have applied certain limited procedures to the required supplementary information in accordance with auditing standards generally accepted in the United States of America, which consisted of inquiries of management about the methods of preparing the information and comparing the information for consistency with management's responses to our inquiries, the basic financial statements, and other knowledge we obtained during our audit of the basic financial statements. We do not express an opinion or provide any assurance on the information because the limited procedures do not provide us with sufficient evidence to express an opinion or provide any assurance.

The Schedule of Changes in the State's Proportionate Share of the Total OPEB Liability Associated with the District and Related Ratios do not contain the June 30, 2021 OPEB information as the related GASB No. 75 report for SHBP has not been released by the State as of the date of this report. This required supplementary information is required to be presented to supplement the basic financial statements in accordance with accounting principles generally accepted in the United States of America. Such missing information, although not a part of the basic financial statements, is required by the Governmental Accounting Standards Board who considers it to be an essential part of financial reporting for placing the basic financial statements in an appropriate operational, economic, or historical context. Our opinion on the basic financial statements is not affected by this missing information.

***Supplementary Information***

Our audit was conducted for the purpose of forming opinions on the financial statements that collectively comprise the District's basic financial statements. The accompanying supplementary information schedules and the schedules of expenditures of federal and state awards, as required by Title 2 U.S. Code of Federal Regulations Part 200, *Uniform Administrative Requirements, Cost Principles, and Audit Requirements for Federal Awards*; and New Jersey's OMB Circular 15-08, *Single Audit Policy for Recipients of Federal Grants, State Grants and State Aid*, are presented for purposes of additional analysis and are not a required part of the basic financial statements. Such information is the responsibility of management and was derived from and relates directly to the underlying accounting and other records used to prepare the basic financial statements. The information has been subjected to the auditing procedures applied in the audit of the basic financial statements and certain additional procedures, including comparing and reconciling such information directly to the underlying accounting and other records used to prepare the basic financial statements or to the basic financial statements themselves, and other additional procedures in accordance with auditing standards generally accepted in the United States of America. In our opinion, the accompanying supplementary information schedules and the schedules of expenditures of federal and state awards are fairly stated, in all material respects, in relation to the basic financial statements as a whole.

***Other Information***

Management is responsible for the other information included in the annual report. The other information comprises the introductory and statistical sections but does not include the basic financial statements and our auditor’s report thereon. Our opinions on the basic financial statements do not cover the other information, and we do not express an opinion or any form of assurance thereon.

In connection with our audit of the basic financial statements, our responsibility is to read the other information and consider whether a material inconsistency exists between the other information and the basic financial statements, or the other information otherwise appears to be materially misstated. If, based on the work performed, we conclude that an uncorrected material misstatement of the other information exists, we are required to describe it in our report.

***Other Reporting Required by Government Auditing Standards***

In accordance with *Government Auditing Standards*, we have also issued our report dated October 26, 2022 on our consideration of the District's internal control over financial reporting and on our tests of its compliance with certain provisions of laws, regulations, contracts, and grant agreements and other matters. The purpose of that report is solely to describe the scope of our testing of internal control over financial reporting and compliance and the results of that testing, and not to provide an opinion on the effectiveness of the District's internal control over financial reporting or on compliance. That report is an integral part of an audit performed in accordance with *Government Auditing Standards* in considering District’s internal control over financial reporting and compliance.

October 26, 2022  
Mount Arlington, New Jersey

*Nisivoccia LLP*  
NISIVOCCIA LLP

*Valerie A. Dolan*  
\_\_\_\_\_  
Valerie A. Dolan  
Licensed Public School Accountant #2526  
Certified Public Accountant



REQUIRED SUPPLEMENTARY INFORMATION  
MANAGEMENT'S DISCUSSION AND ANALYSIS

**FRANKLIN BOROUGH SCHOOL DISTRICT  
FRANKLIN, NEW JERSEY**

**Management's Discussion and Analysis  
For the Fiscal Year Ended June 30, 2022**

This section of Franklin Borough School District's annual financial report presents its discussion and analysis of the District's financial performance during the fiscal year ending June 30, 2022. Please read it in conjunction with the transmittal letter at the front of this report and the District's financial statements, which immediately follow this section.

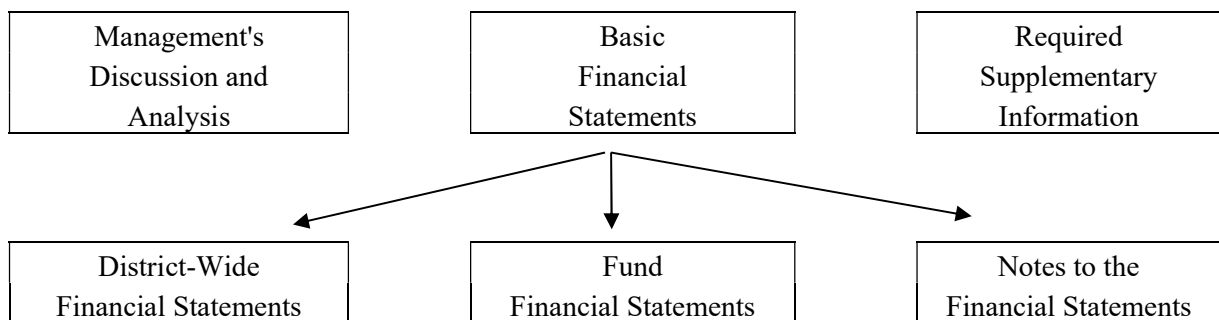
**Overview of the Financial Statements**

This annual report consists of three parts: management's discussion and analysis (this section), the basic financial statements, and required supplementary information. The basic financial statements include two kinds of statements that present different views of the District:

- The first two statements are *District-wide financial statements* that provide both *short-term* and *long-term* information about the District's *overall* financial status.
- The remaining statements are *fund financial statements* that focus on *individual parts* of the District, reporting the District's operations in *more* detail than the District-wide statements.
- The *governmental funds statements* tell how basic services such as regular and special education were financed in the short-term as well as what remains for future spending.
- *Proprietary funds* statements offer *short-* and *long-term* financial information about the activities the District operates like a business, such as food services.
- *Notes to Basic Financial Statements*: Provide additional information essential to a full understanding of the district-wide and fund financial statements.

The financial statements also include notes that explain some of the information in the statements and provide more detailed data. The statements are followed by a section of required supplementary information that further explains and supports the financial statements with a comparison of the District's budget for the year. Figure A-1 shows how the various parts of this annual report are arranged and related to one another.

**Figure A-1  
Organization of K-8 School District's Financial Report**



**FRANKLIN BOROUGH SCHOOL DISTRICT  
FRANKLIN, NEW JERSEY**

**Management's Discussion and Analysis  
For the Fiscal Year Ended June 30, 2022**

**Figure A-2**

*Major Features of the District-Wide and Fund Financial Statements*

	District-Wide Statements	Fund Financial Statements	
		Governmental Funds	Proprietary Funds
Scope	Entire district	The activities of the district that are not proprietary, such as special education and building maintenance	Activities the district operates similar to private businesses: food services
Required Financial Statements	<ul style="list-style-type: none"> <li>• Statement of net position</li> <li>• Statement of activities</li> </ul>	<ul style="list-style-type: none"> <li>• Balance sheet</li> <li>• Statement of revenue, expenditures, and changes in fund balances</li> </ul>	<ul style="list-style-type: none"> <li>• Statement of net position</li> <li>• Statement of revenue, expenses, and changes in net position</li> <li>• Statement of cash flows</li> </ul>
Accounting Basis and Measurement Focus	Accrual accounting and economic resources focus	Modified accrual accounting and current financial resources focus	Accrual accounting and economic resources focus
Type of Asset/Liability Information	All assets and liabilities, both financial and capital, short-term and long-term	Generally, assets expected to be used up and liabilities that come due during the year or soon thereafter; no capital assets or lease assets or long-term liabilities are included	All assets and liabilities, both financial and capital, short-term and long-term
Type of Inflow/Outflow Information	All revenue and expenses during the year, regardless of when cash is received or paid	Revenue for which cash is received during or soon after the end of the year; expenditures when goods or services have been received and the related liability is due and payable	All revenue and expenses during the year, regardless of when cash is received or paid

**FRANKLIN BOROUGH SCHOOL DISTRICT  
FRANKLIN, NEW JERSEY**

**Management's Discussion and Analysis  
For the Fiscal Year Ended June 30, 2022**

**District-wide Statements**

The District-wide statements report information about the District as a whole using accounting methods similar to those used by private-sector companies. The statement of net position includes all of the District's assets, deferred inflows and outflows and liabilities. All of the current year's revenue and expenses are accounted for in the statement of activities regardless of when cash is received or paid.

The two District-wide statements report the District's *net position* and how they have changed. Net position – the difference between the District's assets, deferred inflows and outflows and liabilities – is one way to measure the District's financial health or *position*.

- Over time, increases or decreases in the District's net position is an indicator of whether its financial position is improving or deteriorating, respectively.
- To assess the District's overall health, you need to consider additional nonfinancial factors such as changes in the District's property tax base and the condition of school buildings and other facilities.

In the District-wide financial statements, the District's activities are divided into two categories:

- *Governmental activities*: Most of the District's basic services are included here, such as regular and special education, transportation and administration. Property taxes and state formula aid finance most of these activities.
- *Business-type activities*: The District charges fees to help it cover the costs of certain services it provides. The District's food service is included here.

**Fund Financial Statements**

The fund financial statements provide more detailed information about the District's funds, focusing on its most significant or "major" funds – not the District as a whole. Funds are accounting devices the District uses to keep track of specific sources of funding and spending on particular programs:

- Some funds are required by state law and by bond covenants.
- The District establishes other funds to control and manage money for particular purposes (such as repaying its long-term debts) or to show that it is properly using certain revenue (such as federal grants).

The District has two kinds of funds:

- *Governmental funds*: Most of the District's basic services are included in governmental funds, which generally focus on {1} how cash and other financial assets that can readily be converted to cash flow in and out, and {2} the balances left at year-end that are available for spending. Consequently, the governmental funds statements provide a detailed short-term view that helps you determine whether there are more or fewer financial resources that can be spent in the near future to finance the District's programs. Because this information does not encompass the additional long-term focus of the District-wide statements, additional information at the bottom of the governmental funds statements explains the relationship (or difference) between them.

**FRANKLIN BOROUGH SCHOOL DISTRICT  
FRANKLIN, NEW JERSEY**

**Management's Discussion and Analysis  
For the Fiscal Year Ended June 30, 2022**

**Fund Financial Statements**

- *Proprietary funds:* Services for which the District charges a fee are generally reported in proprietary funds. Proprietary funds are reported in the same way as the District-wide statements. The District's *enterprise funds* (one type of proprietary fund) are the same as its business-type activities but provide more detail and additional information, such as cash flows. The District uses *internal service funds* (the other kind of proprietary fund) to report activities that provide supplies and services for its other programs and activities. The District currently does not maintain any internal service funds.

*Notes to the basic financial statements:* The notes provide additional information that is essential to a full understanding of the data provided in the District-wide and fund financial statements. The notes to the basic financial statements can be found immediately following the fund financial statements.

**Financial Analysis of the District as a Whole**

*Changes in Net Position.* The District's combined net position increased by \$1,582,888 – from \$2,891,841 at June 30, 2021 to \$4,474,729 at June 30, 2022. Net position from governmental activities increased by \$1,425,838 and net position from business activities increased by \$157,050. Net investment in capital assets increased by \$1,353,002, restricted net position decreased by \$338,932, and unrestricted net position increased by \$568,818.

**Figure A-3  
Condensed Statement of Net Position**

	Government Activities		Business-Type Activities		Total School District		Total Percentage Change
	2021/2022	2020/2021	2021/2022	2020/2021	2021/2022	2020/2021	
Current and Other Assets	\$ 4,154,480	\$ 3,913,288	\$ 207,404	\$ 54,421	\$ 4,361,884	\$ 3,967,709	
Capital Assets, Net	3,053,837	1,701,650	19,978	19,163	3,073,815	1,720,813	
Total Assets	7,208,317	5,614,938	227,382	73,584	7,435,699	5,688,522	30.71%
Deferred Outflows of Resources	208,360	304,447			208,360	304,447	-31.56%
Other Liabilities	1,200,011	775,690	2,854	6,106	1,202,865	781,796	
Long-Term Liabilities	1,267,514	1,617,908			1,267,514	1,617,908	
Total Liabilities	2,467,525	2,393,598	2,854	6,106	2,470,379	2,399,704	2.95%
Deferred Inflows of Resources	698,951	701,424			698,951	701,424	-0.35%
Net Position:							
Net Investment in Capital Assets	3,053,837	1,701,650	19,978	19,163	3,073,815	1,720,813	
Restricted	2,882,006	3,220,938			2,882,006	3,220,938	
Unrestricted/(Deficit)	(1,685,642)	(2,098,225)	204,550	48,315	(1,481,092)	(2,049,910)	
Total Net Position	\$ 4,250,201	\$ 2,824,363	\$ 224,528	\$ 67,478	\$ 4,474,729	\$ 2,891,841	54.74%

**FRANKLIN BOROUGH SCHOOL DISTRICT  
FRANKLIN, NEW JERSEY**

**Management's Discussion and Analysis  
For the Fiscal Year Ended June 30, 2022**

**Financial Analysis of the District as a Whole**

*Changes in Net Position.* The District's combined net position was \$4,474,729 at June 30, 2022, or \$1,582,888 more than it was the year before. Net investment in capital assets increased by \$1,353,002 as a result of \$1,478,050 in current year capital additions offset by \$125,048 of current year depreciation expense and deletions. Restricted net position decreased by \$338,932 due to decreases of \$331,662 in the Capital Reserve, \$5,495 in the Maintenance Reserve; and \$1,775 in Student Activities. Unrestricted net position increased by \$568,818 primarily due to changes in assigned fund balance, compensated absences and net pension liability and related deferred inflows and outflows. (See Figure A-3).

**Figure A-4  
Changes in Net Position from Operating Results**

	Governmental Activities		Business-Type Activities		Total School District		Total Percentage Change
	2021/2022	2020/2021	2021/2022	2020/2021	2021/2022	2020/2021	
Revenue:							
Program Revenue:							
Charges for Services	\$ 24,689	\$ 57,577	\$ 8,385	\$ 2,109	\$ 33,074	\$ 59,686	
Operating Grants and Contributions	3,994,793	3,415,059	430,519	172,679	4,425,312	3,587,738	
General Revenue:							
Property Taxes	6,101,180	5,981,549			6,101,180	5,981,549	
Unrestricted Federal and State Aid	2,983,722	2,907,531			2,983,722	2,907,531	
Other	18,852	56,129		61	18,852	56,190	
<b>Total Revenue</b>	<b>13,123,236</b>	<b>12,417,845</b>	<b>438,904</b>	<b>174,849</b>	<b>13,562,140</b>	<b>12,592,694</b>	<b>7.70%</b>
Expenses:							
Instruction	7,087,691	7,082,193			7,087,691	7,082,193	
Pupil and Instruction Services	2,066,555	1,903,057			2,066,555	1,903,057	
Administrative and Business	977,193	924,248			977,193	924,248	
Maintenance and Operations	1,159,125	1,126,568			1,159,125	1,126,568	
Transportation	313,155	235,854			313,155	235,854	
Capital Outlay		6,131				6,131	
Other	52,120	203,749	280,766	170,791	332,886	374,540	
<b>Total Expenses</b>	<b>11,655,839</b>	<b>11,481,800</b>	<b>280,766</b>	<b>170,791</b>	<b>11,936,605</b>	<b>11,652,591</b>	<b>2.44%</b>
Other Items	(41,559)		(1,088)		(42,647)		
Increase/(Decrease) in Net Position	<b>\$ 1,425,838</b>	<b>\$ 936,045</b>	<b>\$ 157,050</b>	<b>\$ 4,058</b>	<b>\$ 1,625,535</b>	<b>\$ 940,103</b>	<b>72.91%</b>

**Governmental Activities**

As discussed elsewhere in this commentary, the financial position of the District increased by \$1,425,838. However, maintaining existing programs with a decrease in enrollment and the provision of special programs and services for disabled pupils, combined with rising salary, benefits and energy costs, has placed great demands on the District's resources.

**FRANKLIN BOROUGH SCHOOL DISTRICT  
FRANKLIN, NEW JERSEY**

**Management’s Discussion and Analysis  
For the Fiscal Year Ended June 30, 2022**

Careful management of expenses remains essential for the District to sustain its financial health. Among the many significant cost savings actions continued during the year were:

- Participation in an insurance pool operated by School Alliance Insurance Fund resulting in low-cost property, liability and workers compensation insurance.
- Participation in Joint Transportation Agreements
- Participation in Joint Purchasing Agreements

It is crucial that the District constantly monitors all expenses throughout the fiscal year.

**Figure A-5  
Net Cost of Governmental Activities**

	Total Costs of Services		Net Cost of Services	
	2021/2022	2020/2021	2021/2022	2020/2021
Instruction	\$ 7,087,691	\$ 7,082,193	\$ 4,485,134	\$ 4,317,567
Pupil and Instruction Services	2,066,555	1,903,057	946,505	1,325,352
Administrative and Business	977,193	924,248	811,466	852,530
Maintenance and Operations	1,159,125	1,126,568	1,080,307	1,096,694
Transportation	313,155	235,854	260,825	207,141
Capital Outlay		6,131		6,131
Other	52,120	203,749	52,120	203,749
	<u>\$ 11,655,839</u>	<u>\$ 11,481,800</u>	<u>\$ 7,636,357</u>	<u>\$ 8,009,164</u>

Figure A-5 presents the cost of seven major District activities: instruction, pupil and instructional services, administration and business, maintenance and operations, transportation, capital outlay and other. The table also shows each activity’s net cost (total cost less fees generated by the activities and intergovernmental aid provided for specific programs). The net cost shows the financial obligation placed on the District’s taxpayers by each of these functions:

**Business-Type Activities**

Net position from the District’s Business-type activity increased by \$157,050. The increase is mainly due to subsidy reimbursements and daily sales due to school reopening in fiscal year 2022 (Refer to Figure A-4).

**Financial Analysis of the District’s Funds**

The District’s financial position in the General Fund increased due to careful planning and monitoring of expenditures despite significant changes in student needs and difficult economic times. Expenditures during the recent year increased in the area of pupil and instruction services attributable to students with various needs entering the school district. In addition to greater numbers, some of these pupils are more profoundly challenged and require more complex educational and related services.

**FRANKLIN BOROUGH SCHOOL DISTRICT  
FRANKLIN, NEW JERSEY**

**Management’s Discussion and Analysis  
For the Fiscal Year Ended June 30, 2022**

A continued increase in enrollment of disabled students has also forced the District to expand its classroom resources. The increased cost has largely been offset by salary reductions realized from the retirement and/or reallocation of staff. Fringe benefit costs for all staff have increased dramatically in the past several years. These factors are likely to continue for the next several years. To maintain a stable financial position, the District must continue to practice sound fiscal management.

**General Fund Budgetary Highlights**

Over the course of the year, the District revised the annual operating budget several times. These budget amendments fall into two categories:

- Changes made within budgetary line items for changes in school-based needs for programs, supplies and equipment.
- Changes in budgetary line accounts to more accurately reflect current requirements.

**Capital Asset Administration**

Current year capital additions were \$1,478,050 annual depreciation was \$125,048, (\$123,689 from governmental activities and \$1,359 from business-type activities). (More information on the District’s capital assets is presented in Note 6 to the financial statements.)

**Figure A-6  
Capital Assets (Net of Depreciation)**

	<u>Government Activities</u>		<u>Business-Type Activities</u>		<u>Total School District</u>		<u>Total Percentage Change</u>
	<u>2021/2022</u>	<u>2020/2021</u>	<u>2021/2022</u>	<u>2020/2021</u>	<u>2021/2022</u>	<u>2020/2021</u>	
Land	\$ 229,166	\$ 229,166			\$ 229,166	\$ 229,166	
Site Improvements	1,721,806	492,858			1,721,806	492,858	
Buildings and Building Improvements	553,364	591,179			553,364	591,179	
Machinery and Equipment	549,501	388,447	\$ 19,978	\$ 19,163	569,479	407,610	
Total Capital Assets, Net	<u>\$3,053,837</u>	<u>\$1,701,650</u>	<u>\$ 19,978</u>	<u>\$ 19,163</u>	<u>\$3,073,815</u>	<u>\$1,720,813</u>	78.63%

**Long-term Liabilities**

The District’s long-term liabilities represent compensated absence payable and the net pension liability. (More detailed information about the District’s long-term liabilities is presented in Note 7 to the financial statements.)



**FRANKLIN BOROUGH SCHOOL DISTRICT  
FRANKLIN, NEW JERSEY**

**Management’s Discussion and Analysis  
For the Fiscal Year Ended June 30, 2022**

**Figure A-7  
Outstanding Long-Term Liabilities**

	<u>Total School District</u>		<u>Percentage Change</u>
	<u>2021/2022</u>	<u>2020/2021</u>	
Compensated Absences Payable	\$ 275,764	\$ 244,447	
Net Pension Liability	<u>991,750</u>	<u>1,373,461</u>	
	<u>\$ 1,267,514</u>	<u>\$ 1,617,908</u>	-21.66%

- Compensated absences payable increased by a net amount of \$31,317.
- The District had a net decrease in the Net Pension Liability of \$381,711.

**Factors Bearing on the District’s Future**

At the time these financial statements were prepared and audited, the District was aware of the following circumstance that could continue to significantly affect its financial health in the future.

- The District has seen a steady increase in enrollment, which has caused the need to add unbudgeted teaching positions and paraprofessional support.
- With the increase in enrollment along with a school year where students continued to be quarantined from school for weeks at a time, we anticipate an increased need for academic support both for general education and special education students.
- In addition to academic support, there will be a need to offer programs that target the social and emotional needs of students.
- The district anticipates an increase in the need for counseling sessions for at-risk students.

**Contacting the District’s Financial Management**

This financial report is designed to provide the District’s citizens, taxpayers, customers and investors and creditors with a general overview of the District’s finances and to demonstrate the District’s accountability for the money it receives. If you have questions about this report or need additional financial information, contact Mrs. Barbara Decker, Board Secretary/Business Administrator, Franklin Borough Board of Education, 50 Washington Ave., Franklin, New Jersey 07416.

BASIC FINANCIAL STATEMENTS

DISTRICT-WIDE FINANCIAL STATEMENTS

FRANKLIN BOROUGH SCHOOL DISTRICT  
STATEMENT OF NET POSITION  
JUNE 30, 2022

	<u>Governmental</u> <u>Activities</u>	<u>Business-type</u> <u>Activities</u>	<u>Total</u>
<u>ASSETS</u>			
Cash and Cash Equivalents	\$ 1,711,089	\$ 172,081	\$ 1,883,170
Receivables from State Government	132,501	475	132,976
Receivables from Federal Government	428,449	30,297	458,746
Other Receivables	435		435
Inventories		4,551	4,551
Restricted Cash and Cash Equivalents	1,882,006		1,882,006
Capital Assets, Net:			
Sites (Land) and Construction in Progress	229,166		229,166
Depreciable Site Improvements, Buildings and Building Improvements and Machinery and Equipment	2,824,671	19,978	2,844,649
Total Assets	<u>7,208,317</u>	<u>227,382</u>	<u>7,435,699</u>
<u>DEFERRED OUTFLOWS OF RESOURCES</u>			
Deferred Outflows Related to Pensions	98,360		98,360
District Contribution Subsequent to the Measurement Date - Pensions	110,000		110,000
Total Deferred Outflows of Resources	<u>208,360</u>		<u>208,360</u>
<u>LIABILITIES</u>			
Current Liabilities:			
Accounts Payable	487,400		487,400
Unearned Revenue	712,611	2,854	715,465
Noncurrent Liabilities:			
Due Within One Year	1,267,514		1,267,514
Total Liabilities	<u>2,467,525</u>	<u>2,854</u>	<u>2,470,379</u>
<u>DEFERRED INFLOWS OF RESOURCES</u>			
Deferred Inflows Related to Pensions	698,951		698,951
Total Deferred Inflows of Resources	<u>698,951</u>		<u>698,951</u>
<u>NET POSITION/(DEFICIT)</u>			
Net Investment in Capital Assets	3,053,837	19,978	3,073,815
Restricted for:			
Capital Projects	1,235,686		1,235,686
Maintenance Reserve	644,505		644,505
Excess Surplus	1,000,000		1,000,000
Student Activities	1,815		1,815
Unrestricted/(Deficit)	(1,685,642)	204,550	(1,481,092)
Total Net Position	<u>\$ 4,250,201</u>	<u>\$ 224,528</u>	<u>\$ 4,474,729</u>

THE ACCOMPANYING NOTES TO THE BASIC FINANCIAL STATEMENTS  
ARE AN INTEGRAL PART OF THIS STATEMENT

FRANKLIN BOROUGH SCHOOL DISTRICT  
STATEMENT OF ACTIVITIES  
FOR THE FISCAL YEAR ENDED JUNE 30, 2022

Functions/Programs	Program Revenues			Net (Expense) Revenue and Changes in Net Position		
	Expenses	Charges for Services	Operating Grants and Contributions	Governmental Activities	Business-type Activities	Total
Governmental Activities:						
Instruction:						
Regular	\$ 4,664,395		\$ 1,636,879	\$ (3,027,516)		\$ (3,027,516)
Special Education	1,763,782		837,494	(926,288)		(926,288)
Other Special Instruction	353,510		92,617	(260,893)		(260,893)
School Sponsored/Other Instruction	306,004		35,565	(270,439)		(270,439)
Support Services:						
Tuition	153,615		82,795	(70,820)		(70,820)
Student and Instruction Related Services	1,912,940	\$ 24,689	1,012,567	(875,684)		(875,684)
General Administrative Services	433,899		65,373	(368,526)		(368,526)
School Administrative Services	249,606		44,209	(205,397)		(205,397)
Central Services	293,688		56,146	(237,542)		(237,542)
Plant Operations and Maintenance	1,159,125		78,818	(1,080,307)		(1,080,307)
Pupil Transportation	313,155		52,330	(260,825)		(260,825)
Transfer of Funds to Charter School	52,120			(52,120)		(52,120)
Total Governmental Activities	11,655,839	24,689	3,994,793	(7,636,357)		(7,636,357)
Business-Type Activities:						
Food Service	280,766		430,519		\$ 149,753	149,753
Total Business-Type Activities	280,766		430,519		149,753	149,753
Total Primary Government	\$ 11,936,605	\$ 24,689	\$ 4,425,312	\$ (7,636,357)	\$ 149,753	\$ (7,486,604)

FRANKLIN BOROUGH SCHOOL DISTRICT  
STATEMENT OF ACTIVITIES  
FOR THE FISCAL YEAR ENDED JUNE 30, 2022

	Net (Expense) Revenue and Changes in Net Position		
	Governmental Activities	Business-type Activities	Total
General Revenues:			
Taxes:			
Property Taxes, Levied for General Purposes, Net	\$ 6,101,180		\$ 6,101,180
Federal, State and Local Aid not Restricted	2,983,722		2,983,722
Interest Earnings & Other Miscellaneous Income	18,852	\$ 8,385	27,237
Other Items:			
Cancellation of Prior Year Accounts Receivable	(41,559)	(1,088)	(42,647)
Total General Revenues and Other Items	9,062,195	7,297	9,069,492
Change in Net Position	1,425,838	157,050	1,582,888
Net Position - Beginning	2,824,363	67,478	2,891,841
Net Position - Ending	\$ 4,250,201	\$ 224,528	\$ 4,474,729

THE ACCOMPANYING NOTES TO THE BASIC FINANCIAL STATEMENTS ARE AN INTEGRAL PART OF THIS STATEMENT

FUND FINANCIAL STATEMENTS

FRANKLIN BOROUGH SCHOOL DISTRICT  
BALANCE SHEET  
GOVERNMENTAL FUNDS  
JUNE 30, 2022

	<u>General Fund</u>	<u>Special Revenue Fund</u>	<u>Total Governmental Funds</u>
<b>ASSETS</b>			
Cash and Cash Equivalents	\$ 1,469,931	\$ 241,158	\$ 1,711,089
Receivables From State Government	132,501		132,501
Receivables From Federal Government		428,449	428,449
Other Accounts Receivables	135	300	435
Restricted Cash and Cash Equivalents	<u>1,880,191</u>	<u>1,815</u>	<u>1,882,006</u>
<b>Total Assets</b>	<u><u>\$ 3,482,758</u></u>	<u><u>\$ 671,722</u></u>	<u><u>\$ 4,154,480</u></u>
<b>LIABILITIES AND FUND BALANCES</b>			
<b>Liabilities:</b>			
Accounts Payable	\$ 333,866	\$ 43,534	\$ 377,400
Unearned Revenue		<u>712,611</u>	<u>712,611</u>
<b>Total Liabilities</b>	<u>333,866</u>	<u>756,145</u>	<u>1,090,011</u>
<b>Fund Balances:</b>			
<b>Restricted:</b>			
Capital Reserve Account	1,235,686		1,235,686
Maintenance Reserve Account	644,505		644,505
Excess Surplus - 2023-2024	500,000		500,000
Excess Surplus - 2022-2023	500,000		500,000
Student Activities		1,815	1,815
<b>Assigned:</b>			
Year End Encumbrances	154,348		154,348
Unassigned/(Deficit)	<u>114,353</u>	<u>(86,238)</u>	<u>28,115</u>
<b>Total Fund Balances/(Deficit)</b>	<u><u>3,148,892</u></u>	<u><u>(84,423)</u></u>	<u><u>3,064,469</u></u>
<b>Total Liabilities and Fund Balances</b>	<u><u>\$ 3,482,758</u></u>	<u><u>\$ 671,722</u></u>	<u><u>\$ 4,154,480</u></u>



FRANKLIN BOROUGH SCHOOL DISTRICT  
BALANCE SHEET  
GOVERNMENTAL FUNDS  
JUNE 30, 2022

	<u>Total Governmental Funds</u>
Amounts Reported for <i>Governmental Activities</i> in the Statement of Net Position (A-1) are Different Because:	
Total Fund Balances from previous page	\$ 3,064,469
Capital Assets Used in Governmental Activities are not Financial Resources and Therefore are not reported in the Funds.	3,053,837
Long-Term Liabilities are not due and payable in the current period and therefore are not reported as liabilities in the Funds.	(275,764)
The Net Pension Liability for PERS is not Due and Payable in the Current Period and is not Reported in the Governmental Funds.	(991,750)
Certain Amounts Related to the Net Pension Liability are Deferred and Amortized in the Statement of Activities and are not Reported in the Governmental Funds:	
Deferred Outflows	98,360
Deferred Inflows	<u>(698,951)</u>
Net Position of Governmental Activities	<u><u>\$ 4,250,201</u></u>

THE ACCOMPANYING NOTES TO THE BASIC FINANCIAL  
STATEMENTS ARE AN INTEGRAL PART OF THIS STATEMENT

FRANKLIN BOROUGH SCHOOL DISTRICT  
STATEMENT OF REVENUE, EXPENDITURES, AND CHANGES IN FUND BALANCES  
GOVERNMENTAL FUNDS  
FOR THE FISCAL YEAR ENDED JUNE 30, 2022

	General Fund	Special Revenue Fund	Total Governmental Funds
REVENUES:			
Local Sources:			
Local Tax Levy	\$ 6,101,180		\$ 6,101,180
Restricted Miscellaneous Revenue		\$ 24,689	24,689
Unrestricted Miscellaneous Revenue	18,852	19,459	38,311
Total - Local Sources	6,120,032	44,148	6,164,180
State Sources	5,720,150	844,301	6,564,451
Federal Sources	68,605	770,876	839,481
Total Revenues	11,908,787	1,659,325	13,568,112
EXPENDITURES:			
Current:			
Regular Instruction	2,394,282	743,826	3,138,108
Special Education Instruction	1,027,252	109,060	1,136,312
Other Special Instruction	212,447		212,447
School-Sponsored/Other Instruction	222,870		222,870
Support Services and Undistributed Costs:			
Tuition	70,820	82,795	153,615
Student and Other Instruction Related Services	974,146	497,880	1,472,026
General Administrative Services	319,947		319,947
School Administrative Services	153,434		153,434
Central Services	199,016		199,016
Plant Operations and Maintenance	1,125,218		1,125,218
Student Transportation	305,450		305,450
Unallocated Benefits	3,848,520		3,848,520
Capital Outlay	1,021,919	318,680	1,340,599
Transfer of Funds to Charter School	52,120		52,120
Total Expenditures	11,927,441	1,752,241	13,679,682
Excess/(Deficit) of Revenue Over/(Under) Expenditures	(18,654)	(92,916)	(111,570)
Other Financing Sources/(Uses):			
Cancellation of Accounts Receivable	(41,559)		(41,559)
Transfers	(134,880)	134,880	
Total Other Financing Sources/(Uses)	(176,439)	134,880	(41,559)
Net Change in Fund Balances	(195,093)	41,964	(153,129)
Fund Balance/(Deficit) - July 1	3,343,985	(126,387)	3,217,598
Fund Balance/(Deficit) - June 30	\$ 3,148,892	\$ (84,423)	\$ 3,064,469

THE ACCOMPANYING NOTES TO THE BASIC FINANCIAL STATEMENTS  
ARE AN INTEGRAL PART OF THIS STATEMENT

FRANKLIN BOROUGH SCHOOL DISTRICT  
RECONCILIATION OF THE STATEMENT OF REVENUE, EXPENDITURES,  
AND CHANGES IN FUND BALANCES OF GOVERNMENTAL FUNDS  
TO THE STATEMENT OF ACTIVITIES  
FOR THE FISCAL YEAR ENDED JUNE 30, 2022

Total Net Change in Fund Balances - Governmental Funds (from B-2) \$ (153,129)

Amounts Reported for Governmental Activities in the Statement of Activities (A-2) are Different Because:

Capital outlays related to capital assets are reported in governmental funds as expenditures. However, in the statement of activities, the cost of those assets is allocated over their estimated useful lives as depreciation expense. This is the amount by which Depreciation Expense differed from Capital Outlays in the period.

Depreciation Expense	\$ (123,689)	
Capital Outlays	<u>1,475,876</u>	1,352,187

The net pension liability reported in the statement of activities does not require the use of current financial resources and is not reported as an expenditure in the Governmental Funds:

Change in Net Pension Liability		381,711
Change in Deferred Outflows		(126,087)
Change in Deferred Inflows		2,473

In the statement of activities, certain operating expenses, e.g., compensated absences are measured by the amounts earned during the year. In the governmental funds, however, expenditures for these items are reported in the amount of financial resources used (paid). When the earned amount exceeds the paid amount, the difference is reduction in the reconciliation (-); when the paid amount exceeds the earned amount the difference is an addition to the reconciliation (+).

(31,317)

Change in Net Position of Governmental Activities \$ 1,425,838

FRANKLIN BOROUGH SCHOOL DISTRICT  
STATEMENT OF NET POSITION  
PROPRIETARY FUNDS  
JUNE 30, 2022

	<u>Business-type                      Activities -                      Enterprise Funds</u> <u>Food                      Service</u>
<u>ASSETS:</u>	
Current Assets:	
Cash and Cash Equivalents	\$ 172,081
Intergovernmental Accounts Receivable:	
State	475
Federal	30,297
Inventories	4,551
	207,404
Total Current Assets	207,404
Non-Current Assets:	
Capital Assets	149,121
Less: Accumulated Depreciation	(129,143)
	19,978
Total Non-Current Assets	19,978
Total Assets	227,382
<u>LIABILITIES:</u>	
Unearned Revenue:	
Prepaid Meals	2,082
Donated Commodities	772
	2,854
Total Liabilities	2,854
<u>NET POSITION:</u>	
Investment in Capital Assets	19,978
Unrestricted	204,550
	224,528
Total Net Position	\$ 224,528

THE ACCOMPANYING NOTES TO THE BASIC FINANCIAL STATEMENTS ARE  
 AN INTEGRAL PART OF THIS STATEMENT

FRANKLIN BOROUGH SCHOOL DISTRICT  
STATEMENT OF REVENUE, EXPENSES, AND CHANGES IN FUND NET POSITION  
PROPRIETARY FUNDS  
FOR THE FISCAL YEAR ENDED JUNE 30, 2022

	Business-type Activities - Enterprise Funds <u>Food Service</u>
Operating Revenue:	
Local Sources:	
Miscellaneous Revenue	\$ 8,385
Total Operating Revenue	<u>8,385</u>
Operating Expenses:	
Cost of Sales:	
Reimbursable Programs	153,542
Salaries	83,069
Benefits and Payroll Taxes	24,401
Supplies, Insurance & Other Costs	10,155
Management Fee	8,240
Depreciation Expense	1,359
Total Operating Expenses	<u>280,766</u>
Operating Loss	(272,381)
Non-Operating Income:	
State Sources:	
COVID 19 - Seamless Summer Option	6,467
Federal Sources:	
COVID 19 - Seamless Summer Option	381,748
COVID 19 - Emergency Operational Cost Reimbursement Program	15,261
COVID 19 - Pandemic Electronic Benefit Transfer (P-EBT)	1,242
Food Distribution Program	25,801
Total Non-Operating Income	<u>430,519</u>
Change in Net Position Before Other Items	158,138
Other Items:	
Cancellation of Accounts Receivable	<u>(1,088)</u>
Change in Net Position	157,050
Net Position - Beginning of Year	<u>67,478</u>
Net Position - End of Year	<u>\$ 224,528</u>

THE ACCOMPANYING NOTES TO THE BASIC FINANCIAL STATEMENTS ARE  
AN INTEGRAL PART OF THIS STATEMENT

FRANKLIN BOROUGH SCHOOL DISTRICT  
STATEMENT OF CASH FLOWS  
PROPRIETARY FUNDS  
FOR THE FISCAL YEAR ENDED JUNE 30, 2022

	<u>Business-type Activities - Enterprise Funds Food Service</u>
Cash Flows from Operating Activities:	
Receipts from Customers	\$ 6,636
Payments to Food Service Contractor	(246,608)
Payments to Suppliers	<u>(6,087)</u>
Net Cash Used for Operating Activities	<u>(246,059)</u>
Cash Flows from Capital and Related Financing Activities:	
Purchase of Capital Assets	<u>(2,174)</u>
Net Cash Used for Capital and Related Financing Activities	<u>(2,174)</u>
Cash Flows from Noncapital Financing Activities:	
State Sources	6,842
Federal Sources	<u>384,964</u>
Net Cash Provided by Noncapital Financing Activities	<u>391,806</u>
Net Increase in Cash and Cash Equivalents	143,573
Cash and Cash Equivalents, July 1	<u>28,508</u>
Cash and Cash Equivalents, June 30	<u>\$ 172,081</u>
Reconciliation of Operating Loss to Net Cash Used for Operating Activities:	
Operating Loss	\$ (272,381)
Adjustment to Reconcile Operating Loss to Net Cash Used for Operating Activities:	
Depreciation	1,359
Food Distribution Program	25,801
Changes in Assets and Liabilities:	
(Decrease) in Unearned Revenue	(3,252)
Decrease in Inventory	<u>2,414</u>
Net Cash Used for Operating Activities	<u>\$ (246,059)</u>

Noncash Investing, Capital and Financing Activities:

The Food Service Enterprise Fund received U.S.D.A. Commodities through the Food Distribution Program valued at \$24,298 and utilized U.S.D.A. Commodities valued at \$25,801.

THE ACCOMPANYING NOTES TO THE BASIC FINANCIAL STATEMENTS ARE  
AN INTEGRAL PART OF THIS STATEMENT

FRANKLIN BOROUGH SCHOOL DISTRICT  
NOTES TO THE BASIC FINANCIAL STATEMENTS  
FOR THE FISCAL YEAR ENDED JUNE 30, 2022

NOTE 1. SUMMARY OF SIGNIFICANT ACCOUNTING POLICIES

The financial statements of the Board of Education (the "Board") of Franklin Borough School District the "District") have been prepared in conformity with generally accepted accounting principles (GAAP) as applied to government units. The Governmental Accounting Standards Board (GASB) is the accepted standard-setting body for establishing governmental accounting and financial reporting principles. The more significant of the Board's accounting policies are described below.

A. Reporting Entity:

The Board is an instrumentality of the State of New Jersey, established to function as an educational institution. The Board consists of elected officials and is responsible for the fiscal control of the District. A superintendent is appointed by the Board and is responsible for the administrative control of the District.

Governmental Accounting Standards Board ("GASB") Codification Section 2100, "Defining the Financial Reporting Entity" establishes standards to determine whether a governmental component unit should be included in the financial reporting entity. Component units are legally separate organizations for which the elected officials of the primary government are financially accountable. In addition, component units can be other organizations for which the nature and significance of their relationship with a primary government are such that exclusion would cause the reporting entity's financial statements to be misleading. The primary government is financially accountable if it appoints a voting majority of the organization's governing body and (1) it is able to impose its will on that organization or (2) there is a potential for the organization to provide specific financial benefits to, or impose specific financial burdens on, the primary government. A legally separate, tax-exempt organization should be reported as a component unit of a reporting entity if all of the following criteria are met: (1) The economic resources received or held by the separate organization are entirely or almost entirely for the direct benefit of the primary government, its component units, or its constituents. (2) The primary government, or its component units, is entitled to, or has the ability to otherwise access, a majority of the economic resources received or held by the separate organization. (3). The economic resources received or held by an individual organization that the specific primary government, or its component units, is entitled to, or has the ability to otherwise access, are significant to that primary government. There were no additional entities required to be included in the reporting entity under the criteria as described above, in the current fiscal year. Furthermore, the District is not includable in any other reporting entity on the basis of such criteria.

B. Basis of Presentation:

District-Wide Financial Statements:

The statement of net position and the statement of activities present financial information about the District's governmental and business type activities. These statements include the financial activities of the overall government in its entirety. Eliminations have been made to minimize the double counting of internal transactions. These statements distinguish between the governmental and business type activities of the District. Governmental activities generally are financed through taxes, intergovernmental revenue and other nonexchange transactions. Business type activities are financed in part by fees charged to external parties.

The statement of activities presents a comparison between direct expenses and program revenue for business-type activities and for each function of the District's governmental activities. Direct expenses are those that are specifically associated with and are clearly identifiable to a particular function. Indirect expenses are allocated to the functions using an appropriate allocation method or association with the specific function. Indirect expenses include health benefits, employer's share of payroll taxes, compensated absences and tuition reimbursements.

FRANKLIN BOROUGH SCHOOL DISTRICT  
NOTES TO THE BASIC FINANCIAL STATEMENTS  
FOR THE FISCAL YEAR ENDED JUNE 30, 2022

(Continued)

NOTE 1. SUMMARY OF SIGNIFICANT ACCOUNTING POLICIES (Cont'd)

B. Basis of Presentation: (Cont'd)

District-Wide Financial Statements (Cont'd)

Program revenue includes (a) charges paid by the recipients of goods or services offered by the programs, and (b) grants and contributions that are restricted to meeting the operational or capital requirements of a particular program. Revenue that is not classified as program revenue, including all taxes, is presented as general revenue. The comparison of direct expenses with program revenues identifies the extent to which each government function or business segment is self-financing or draws from the general revenues of the District.

Fund Financial Statements:

During the fiscal year, the School District segregates transactions related to certain School District functions or activities in separate funds in order to aid financial management and to demonstrate legal compliance. The fund financial statements provide information about the District's funds. Separate statements for each fund category – governmental and proprietary - are presented. The New Jersey Department of Education (NJDOE) has elected to require New Jersey districts to treat each governmental fund as a major fund in accordance with the option noted in GASB No. 34, paragraph 76. The NJDOE believes that the presentation of all funds as major is important for public interest and to promote consistency among district financial reporting models.

The District reports the following governmental funds:

General Fund: The General Fund is the general operating fund of the District and is used to account for and report all expendable financial resources not accounted for and reported in another fund. Included are certain expenditures for vehicles and movable instructional or noninstructional equipment which are classified in the capital outlay subfund.

As required by NJDOE, the District includes budgeted capital outlay in this fund. GAAP, as it pertains to governmental entities, states that general fund resources may be used to directly finance capital outlays for long-lived improvements as long as the resources in such cases are derived exclusively from unrestricted revenue. Resources for budgeted capital outlay purposes are normally derived from State of New Jersey Aid, district taxes and appropriated fund balance. Expenditures are those that result in the acquisition of or additions to fixed assets for land, existing buildings, improvements of grounds, construction of buildings, additions to or remodeling of buildings and the purchase of built-in equipment. These resources can be transferred from and to current expense by Board resolution.

Special Revenue Fund: The Special Revenue Fund is used to account for and report the proceeds of specific revenue sources that are restricted or committed to expenditure for specified purposes other than debt service or capital projects. Thus, the Special Revenue Fund is used to account for the proceeds of specific revenue from State and Federal Governments (other than major capital projects, debt service or the enterprise funds) and local appropriations that are legally restricted or committed to expenditures for specified purposes.

Capital Projects Fund: The Capital Projects Fund is used to account for and report financial resources that are restricted, committed, or assigned to expenditure for capital outlays, including the acquisition or construction of capital facilities and other capital assets or lease assets (other than those financed by proprietary funds). The financial resources are derived from temporary notes or serial bonds that are specifically authorized by the voters as a separate question on the ballot either during the annual election or at a special election, funds appropriated from the General Fund, and from aid provided by the state to offset the cost of approved capital projects.



FRANKLIN BOROUGH SCHOOL DISTRICT  
NOTES TO THE BASIC FINANCIAL STATEMENTS  
FOR THE FISCAL YEAR ENDED JUNE 30, 2022

(Continued)

NOTE 1. SUMMARY OF SIGNIFICANT ACCOUNTING POLICIES (Cont'd)

B. Basis of Presentation: (Cont'd)

Debt Service Fund: The Debt Service Fund is used to account for and report financial resources that are restricted, committed, or assigned to expenditure for principal and interest.

The District reports the following proprietary fund:

Enterprise (Food Service) Fund: The Enterprise Fund accounts for all revenue and expenses pertaining to the Board's cafeteria operations. The food service fund is utilized to account for operations that are financed and operated in a manner similar to private business enterprises. The stated intent is that the cost (i.e., expenses including depreciation and indirect costs) of providing goods or services to the students on a continuing basis are financed or recovered primarily through user charges.

C. Measurement Focus and Basis of Accounting

The District-wide financial statements and the proprietary fund financial statements are reported using the economic resources measurement focus and the accrual basis of accounting. Revenue is recorded when earned and expenses are recorded at the time liabilities are incurred, regardless of when the related cash transaction takes place. Nonexchange transactions, in which the District gives or receives value without directly receiving or giving equal value in exchange, include property taxes, grants, entitlements and donations. On an accrual basis, revenue from property taxes is recognized in the fiscal year for which the taxes are levied. Revenue from grants, entitlements and donations is recognized in the fiscal year in which all eligibility requirements have been satisfied.

The governmental fund financial statements are reported using the current financial resources measurement focus and the modified accrual basis of accounting. Under this method, revenue is recognized when measurable and available. The District considers all revenue reported in the governmental funds to be available if the revenue is collected within sixty days after the end of the fiscal year. Expenditures are recorded when the related fund liability is incurred, except for principal and interest on general long-term debt, claims and judgments, and compensated absences which are recognized as expenditures to the extent they have matured. Capital asset or lease asset acquisitions are reported as expenditures in governmental funds. Proceeds of general long-term debt and acquisitions under financed purchases are reported as other financing sources.

It is the District's policy, that when an expenditure is incurred for purposes for which both restricted and unrestricted (committed, assigned, or unassigned) amounts are available, to apply restricted resources first followed by unrestricted resources. Similarly, within unrestricted fund balance, it is the District's policy to apply committed resources first followed by assigned resources and then unassigned resources when an expenditure is incurred for purposes for which amounts in any of those unrestricted fund balance classifications could be used.

Under the terms of grant agreements, the District may fund certain programs by a combination of specific cost-reimbursement grants, categorical block grants and general revenue. Therefore, when program expenses are incurred, both restricted and unrestricted net position may be available to finance the program. It is the District's policy to first apply cost-reimbursement grant resources to such programs, followed by general revenue.

FRANKLIN BOROUGH SCHOOL DISTRICT  
NOTES TO THE BASIC FINANCIAL STATEMENTS  
FOR THE FISCAL YEAR ENDED JUNE 30, 2022  
(Continued)

NOTE 1. SUMMARY OF SIGNIFICANT ACCOUNTING POLICIES (Cont'd)

D. Budgets/Budgetary Control:

Annual appropriated budgets are prepared in the spring of each year for the General and Special Revenue Funds. The budget for the fiscal year ended June 30, 2022 was submitted to the County office and approved by a vote of the Board of Education. Budgets are prepared using the modified accrual basis of accounting. The legal level of budgetary control is established at line item accounts within each fund. Line item accounts are defined as the lowest (most specific) level of detail as established pursuant to the minimum chart of accounts referenced in N.J.A.C. 6:20-2A.2(m)1. All budget amendments/transfers must be made by school board resolution. All budgetary amounts presented in the accompanying supplementary information reflect the original budget and the amended budget (which have been adjusted for legally authorized revisions of the annual budget during the year).

Formal budgetary integration into the accounting system is employed as a management control device during the year. For Governmental Funds, there are no substantial differences between the budgetary basis of accounting and generally accepted accounting principles, with the exception of the Special Revenue Fund as noted below. Encumbrance accounting is also employed as an extension of formal budgetary integration in the governmental fund types. Unencumbered appropriations lapse at fiscal year end.

The accounting records of the Special Revenue Fund are maintained on the grant accounting budgetary basis except for student activities. The grant accounting budgetary basis differs from GAAP in that the grant accounting budgetary basis recognizes encumbrances as expenditures and also recognizes the related revenue, whereas the GAAP basis does not. Sufficient supplemental records are maintained to allow for the presentation of GAAP basis financial reports.

The General Fund budgetary revenue differs from GAAP revenue due to a difference in recognition of the last two state aid payments for the current year. Since the State is recording the two last state aid payments in the subsequent fiscal year, the District cannot recognize these payments in the GAAP financial statements.

Explanation of Differences between Budgetary Inflows and Outflows and GAAP Revenue and Expenditures:

	General Fund	Special Revenue Fund
Sources/Inflows of Resources:		
Actual Amounts (Budgetary Basis) "Revenue" from the Budgetary Comparison Schedule	\$ 11,919,436	\$ 1,750,466
Differences - Budget to GAAP:		
Prior Year State Aid Payments Recognized for GAAP Basis	332,428	129,977
Current Year State Aid Payments Recognized for Budgetary Purposes, not Recognized for GAAP Statements	(333,077)	(86,238)
Total Revenues as Reported on the Statement of Revenues, Expenditures & Changes in Fund Balances - Governmental Funds.	\$ 11,918,787	\$ 1,794,205
	General Fund	Special Revenue Fund
Uses/Outflows of Resources:		
Actual Amounts (Budgetary Basis) "Total Outflows" from the Budgetary Comparison Schedule	\$ 11,927,441	\$ 1,752,241
Total Expenditures as Reported on the Statement of Revenue, Expenditures, & Changes in Fund Balances - Governmental Funds	\$ 11,927,441	\$ 1,752,241

FRANKLIN BOROUGH SCHOOL DISTRICT  
NOTES TO THE BASIC FINANCIAL STATEMENTS  
FOR THE FISCAL YEAR ENDED JUNE 30, 2022

(Continued)

NOTE 1. SUMMARY OF SIGNIFICANT ACCOUNTING POLICIES (Cont'd)

E. Cash and Cash Equivalents:

Cash and cash equivalents include petty cash, change funds, amounts in deposits, and short-term investments with original maturities of three months or less.

The District generally records investments at fair value and records the unrealized gains and losses as part of investment income. Fair value is the price that would be received to sell an investment in an orderly transaction between market participants at the measurement date. The District categorizes its fair value measurements within the fair value hierarchy established by generally accepted accounting principles. The hierarchy is based on the valuation inputs used to measure the fair value of the asset. Level 1 inputs are quoted prices in active markets for identical assets; Level 2 inputs are significant other observable inputs; Level 3 inputs are significant unobservable inputs.

New Jersey school districts are limited as to the type of investments and types of financial institutions they may invest in. New Jersey Statute 18A:20-37 provides a list of permissible investments that may be purchased by New Jersey school districts. Additionally, the District has adopted a cash management plan that requires it to deposit public funds in public depositories protected from loss under the provisions of the Governmental Unit Deposit Protection Act (GUDPA). GUDPA was enacted in 1970 to protect Governmental Units from a loss of funds on deposit with a failed banking institution in New Jersey.

N.J.S.A. 17:9-41 et seq. establishes the requirements for the security of deposits of governmental units. The statute requires that no governmental unit shall deposit public funds in a depository unless such funds are secured in accordance with the Act. Public depositories include Savings and Loan institutions, banks (both state and national banks) and savings banks the deposits of which are federally insured. All public depositories must pledge collateral, having a market value of at least equal to five percent of the average daily balance of collected public funds, to secure the deposits of Government Units. If a public depository fails, the collateral it has a pledged, plus the collateral of all the other public depositories, is available to pay the full amount of their deposits to the Governmental Units.

F. Interfund Transactions:

Transfers between Governmental and Business-type activities on the District-wide statements are reported in the same manner as general revenues. Flows of cash or goods from one fund to another without a requirement for repayment are reported as interfund transfers. Interfund transfers are reported as other financing sources/uses in Governmental Funds and after non-operating revenues/expenses in the enterprise fund. Repayments from funds responsible for particular expenditures/expenses to the funds that initially paid for them are not presented on the financial statements.

On fund financial statements, short-term interfund loans are classified as interfund receivables/payables. These amounts are eliminated in the statement of net position, except for amounts due between Governmental and Business-type activities, which are presented as internal balances.

G. Allowance for Uncollectible Accounts:

No allowance for uncollectible accounts has been recorded as all amounts are considered collectible.

FRANKLIN BOROUGH SCHOOL DISTRICT  
NOTES TO THE BASIC FINANCIAL STATEMENTS  
FOR THE FISCAL YEAR ENDED JUNE 30, 2022  
(Continued)

NOTE 1. SUMMARY OF SIGNIFICANT ACCOUNTING POLICIES (Cont'd)

H. Encumbrances:

Under encumbrance accounting purchase orders, contracts and other commitments for the expenditure of resources are recorded to reserve a portion of the applicable appropriation. Open encumbrances in governmental funds other than the Special Revenue Fund are reported as restricted, committed and/or assigned fund balances at fiscal year-end as they do not constitute expenditures or liabilities but rather commitments related to unperformed contracts for goods and services.

Open encumbrances in the Special Revenue Fund for which the District has received advances are reflected in the balance sheet as unearned revenue at fiscal year end.

The encumbered appropriation authority carries over into the next fiscal year. An entry will be made at the beginning of the next fiscal year to increase the appropriation reflected in the certified budget by the outstanding encumbrance amount as of the current fiscal year end.

I. Short-term Interfund Receivables/Payables:

Short-term interfund receivables/payables represent amounts that are owed, other than charges for goods or services rendered to/from a particular fund in the District and that are due within one year.

J. Inventories and Prepaid Expenses:

Inventories and prepaid expenses, which benefit future periods, other than those recorded in the enterprise fund, are recorded as an expenditure during the year of purchase.

Enterprise fund inventories are valued at cost, which approximates market, using the first-in, first-out (FIFO) method. Prepaid expenses in the enterprise fund represent payments made to vendors for services that will benefit periods beyond June 30, 2022.

K. Capital Assets:

During the year ended June 30, 1994, the District established a formal system of accounting for its capital assets. Capital assets acquired or constructed subsequent to June 30, 1994, are recorded at historical cost including ancillary charges necessary to place the asset into service. Capital assets acquired or constructed prior to the establishment of the formal system are valued at cost based on historical records or through estimation procedures performed by an independent appraisal company. Land has been recorded at estimated historical cost. Donated capital assets are valued at acquisition value. The cost of normal maintenance and repairs is not capitalized. The District does not possess any infrastructure. Capital assets have been reviewed for impairment.

The capitalization threshold (the dollar value above which asset acquisitions are added to the capital asset accounts) is \$2,000. The depreciation method is straight-line. The estimated useful lives of capital assets reported in the District-wide statements and proprietary funds are as shown below:

	<u>Estimated Useful Life</u>
Buildings and Building Improvements	50 years
Site Improvements	20 years
Machinery and Equipment	10 to 15 years

FRANKLIN BOROUGH SCHOOL DISTRICT  
NOTES TO THE BASIC FINANCIAL STATEMENTS  
FOR THE FISCAL YEAR ENDED JUNE 30, 2022

(Continued)

NOTE 1. SUMMARY OF SIGNIFICANT ACCOUNTING POLICIES (Cont'd)

K. Capital Assets: (Cont'd)

In the fund financial statements, fixed assets used in governmental fund operations are accounted for as capital outlay expenditures in the governmental fund upon acquisition. Capital assets are not capitalized and related depreciation is not reported in the fund financial statements.

L. Lease Assets:

Intangible right-to-use lease assets are assets which the District leases for a term of more than one year. The value of leases are determined by the net present value of the leases at the District's incremental borrowing rate at the time of the lease agreement, amortized over the term of the agreement.

M. Long Term Liabilities:

In the government-wide and enterprise fund statements of net position, long-term debt and other long-term obligations are reported as liabilities in the applicable governmental activities, business-type activities, or enterprise funds. Bond premium and discounts are reported as deferred charges and amortized over the term of the related debt using the straight-line method of amortization. In the fund financial statements, the face amount of debt issued is reported as other financing sources. Premiums received on debt issuances are reported as other financing sources while discounts on debt issuances are reported as other financing uses.

N. Accrued Salaries and Wages:

The District does not allow employees, who provide services to the District over a ten-month academic year the option to have their salaries evenly disbursed during the entire twelve month year; therefore, there are no accrued salaries and wages as of June 30, 2022.

O. Compensated Absences:

The District accounts for compensated absences (e.g., unused vacation, sick leave) as directed by GASB. A liability for compensated absences attributable to services already rendered and not contingent on a specific event that is outside the control of the employer and employee is accrued as employees earn the rights to the benefits.

District employees are granted varying amounts of vacation and sick leave in accordance with the District's personnel policy. Upon termination, employees are paid for accrued vacation. The District's policy permits employees to accumulate unused sick leave and carry forward the full amount to subsequent years. Upon retirement, employees shall be paid by the District for the unused sick leave in accordance with the District's agreements with the various employee contracts/agreements.

In the district-wide *Statement of Net Position*, the liabilities whose average maturities are greater than one year should be reported in two components – the amount due within one year and the amount due in more than one year.

P. Lease Payable

In the district-wide financial statements, leases payable are reported as liabilities in the Statement of Net Position. In the governmental fund financial statements, the present value of lease payments is reported as other financing sources.

FRANKLIN BOROUGH SCHOOL DISTRICT  
NOTES TO THE BASIC FINANCIAL STATEMENTS  
FOR THE FISCAL YEAR ENDED JUNE 30, 2022

(Continued)

NOTE 1. SUMMARY OF SIGNIFICANT ACCOUNTING POLICIES (Cont'd)

Q. Unearned Revenue:

Unearned revenue in the special revenue fund represents cash which has been received but not yet earned. See Note 1(D) regarding the special revenue fund.

R. Fund Balance Appropriated:

General Fund: Of the \$3,148,892 General Fund balance at June 30, 2022, \$1,235,686 is restricted in the capital reserve account; \$644,505 is restricted in the maintenance reserve account; \$500,000 is restricted for prior year excess surplus and in accordance with N.J.S.A.18A:7F (S1701) and has been appropriated and included as anticipated revenue for the fiscal year ended June 30, 2023; \$500,000 is restricted for current year excess surplus in accordance with N.J.S.A. 18A:7F-7 as amended by P.L. 2004, C.73 (S1701) and will be appropriated and included as anticipated revenue for the year ended June 30, 2024; and \$154,348 is assigned for encumbrances. The unassigned fund balance of \$114,353 is \$333,077 less than the unassigned fund balance on a budgetary basis due to the final two state aid payments, which are not recognized on a GAAP Basis until the fiscal year ended June 30, 2023.

Special Revenue Fund: Of the deficit of (\$84,238) in the Special Revenue Fund balance at June 30, 2022, \$1,815 is restricted in the student activities account and the unassigned/(deficit) fund balance of \$(86,238) is due to the final two state aid payments, which are not recognized on a GAAP Basis until the fiscal year ended June 30, 2023.

Calculation of Excess Surplus: In accordance with N.J.S.A. 18A:7F-7, as amended by P.L. 2004, C.73 (S1701), the designation for Restricted Fund Balance-Excess Surplus is a required calculation pursuant to the New Jersey Comprehensive Educational Improvement and Financing Act of 1996 (CEIFA). New Jersey school districts are required to restrict General Fund balance at the fiscal year end of June 30 if they did not appropriate a required minimum amount as budgeted fund balance in their subsequent year's budget. The District has excess surplus as noted above.

P.L. 2003, C.97 provides that in the event a state school aid payment is not made until the following school budget year, districts must record the related state aid payment as revenue, for budget purposes only, in the current school budget year. The bill provides legal authority for school districts to recognize this revenue in the current budget year. For intergovernmental transactions, GASB requires that recognition (revenue, expenditure, asset, liability) should be in symmetry, i.e., if one government recognizes an asset, the other government recognizes a liability. Since the State is recording the last two state aid payments in the subsequent fiscal year, the school district cannot recognize the last two state aid payments on the GAAP financial statements until the year the State records the payable. The excess surplus calculation is calculated using the fund balance reported on the Budgetary Comparison Schedule, including the final two state aid payments and not the fund balance reported on the fund statement which excludes the last two state aid payments.

S. Net Position:

Net Position is the difference between (a) assets and deferred outflows of resources and (b) liabilities and deferred inflows of resources.

A deferred outflow of resources is a consumption of net position by the District that is applicable to a future reporting period. A deferred inflow of resources is an acquisition of net position by the District that is applicable to a future reporting period. The District had deferred outflows and inflows of resources at June 30, 2022 for pensions.

FRANKLIN BOROUGH SCHOOL DISTRICT  
NOTES TO THE BASIC FINANCIAL STATEMENTS  
FOR THE FISCAL YEAR ENDED JUNE 30, 2022

(Continued)

NOTE 1. SUMMARY OF SIGNIFICANT ACCOUNTING POLICIES (Cont'd)

S. Net Position: (Cont'd)

Net position is displayed in three components - net investment in capital assets; restricted and unrestricted.

The net investment in capital assets component of net position consists of capital assets, net of accumulated lease assets, net of accumulated amortization reduced by the outstanding balances of borrowings that are attributable to the acquisition, construction, or improvement of those assets. Deferred outflows of resources and deferred inflows of resources that are attributable to the acquisition, construction, or improvement of those assets or related debt also would be included in this component of net position.

The restricted component of net position consists of restricted assets reduced by liabilities and deferred inflows of resources related to those assets.

The unrestricted component of net position is the net amount of the assets, deferred outflows of resources, liabilities, and deferred inflows of resources that are not included in the determination of net investment in capital assets or the restricted component of net position.

T. Deficit Net Position/Fund Balance:

The District has a \$1,685,642 deficit in unrestricted net position in the governmental activities at June 30, 2022 primarily due to compensated absences payable, net pension liability and the related deferred inflows and outflows. The District also has a deficit in unassigned fund balance of \$86,238 in the Special Revenue Fund as of June 30, 2022 as a result of the last two state aid payments that are not recognized on a GAAP basis. The deficits are not an indication that the District is facing financial difficulties and is a permitted practice by generally accepted accounting principles.

U. Fund Balance Restrictions, Commitments and Assignments:

The restricted fund balance category includes amounts that can be spent only for the specific purposes stipulated by constitution, external resource providers, or through enabling legislation. The committed fund balance classification includes amounts that can be used only for the specific purposes determined for a formal action of the District's highest level of decision-making authority. Amounts in the assigned fund balance classification are intended to be used by the government for specific purposes but do not meet the criteria to be classified as restricted or committed. Unassigned fund balance is the residual classification for the District's General Fund and includes all spendable amounts not contained in the other classifications. In other funds, the unassigned classifications should be used only to report a deficit balance resulting from overspending for specific purposes for which amounts have been restricted, committed or assigned.

Fund balance restrictions have been established for excess surplus, a maintenance reserve, capital reserve, and student activities.

The District Board of Education has the responsibility to formally commit resources for specific purposes through a motion or a resolution passed by a majority of the members of the Board of Education at a public meeting of that governing body. The Board of Education must also utilize a formal motion or a resolution passed by a majority of the members of the Board of Education at a public meeting of that governing body in order to remove or change the commitment of resources. The District has no committed resources at June 30, 2022.

FRANKLIN BOROUGH SCHOOL DISTRICT  
NOTES TO THE BASIC FINANCIAL STATEMENTS  
FOR THE FISCAL YEAR ENDED JUNE 30, 2022

(Continued)

NOTE 1. SUMMARY OF SIGNIFICANT ACCOUNTING POLICIES (Cont'd)

U. Fund Balance Restrictions, Commitments and Assignments: (Cont'd)

The assignment of resources is generally made by the District Board of Education through a motion or a resolution passed by a majority of the members of the Board of Education. These resources are intended to be used for a specific purpose. The process is not as restrictive as the commitment of resources and the Board of Education may allow an official of the District to assign resources through policies adopted by the Board of Education. The District has \$154,348 of assigned resources in the General Fund on the budgetary basis at June 30, 2022 for amounts designated for subsequent year's expenditures and year end encumbrances.

V. Revenue - Exchange and Nonexchange Transactions:

Revenue, resulting from exchange transactions in which each party gives and receives essentially equal value, is recorded on the accrual basis when the exchange takes place. On the modified accrual basis, revenue is recorded in the fiscal year in which the resources are measurable and become available. Available means the resources will be collected within the current fiscal year or are expected to be collected soon enough thereafter to be used to pay liabilities of the current fiscal year. For the District, available means within sixty days of the fiscal year end.

Nonexchange transactions, in which the School District receives value without directly giving equal value in return, include property taxes, grants, entitlements and donations. On the accrual basis, revenue from property taxes is recognized in the fiscal year for which the taxes are levied. Revenue from grants, entitlements and donations is recognized in the fiscal year in which all eligibility requirements have been satisfied. Eligibility requirements include timing requirements, which specify the year when the resources are required to be used or the fiscal year when use is first permitted; matching requirements, in which the School District must provide local resources to be used for a specified purpose; and expenditure requirements, in which the resources are provided to the School District on a reimbursement basis. On the modified accrual basis, revenue from nonexchange transactions must also be available before it can be recognized.

Under the modified accrual basis, the following revenue sources are considered to be both measurable and available at fiscal year-end: property taxes, interest and tuition.

W. Operating Revenue and Expenses:

Operating revenue are those revenues that are generated directly from the primary activity of the Enterprise Fund. For the School District, these revenues are sales for food service. Operating expenses are necessary costs incurred to provide the service that is the primary activity of the Enterprise Fund.

X. Management Estimates:

The preparation of financial statements in conformity with GAAP requires management to make estimates and assumptions that affect the reported amounts of revenue and expenditures/expenses during the reporting period. Actual results could differ from those estimates.



FRANKLIN BOROUGH SCHOOL DISTRICT  
NOTES TO THE BASIC FINANCIAL STATEMENTS  
FOR THE FISCAL YEAR ENDED JUNE 30, 2022

(Continued)

NOTE 1. SUMMARY OF SIGNIFICANT ACCOUNTING POLICIES (Cont'd)

Y. Pensions

For purposes of measuring the net pension liability, deferred outflows of resources and deferred inflows of resources related to pensions, and pension expense, information about the fiduciary net position of the State of New Jersey Public Employees' Retirement System (PERS) and the State of New Jersey Teachers' Pension and Annuity Fund (TPAF) and additions to/deductions from the PERS's and TPAF's net position have been determined on the same basis as they are reported by the PERS and the TPAF. For this purpose, benefit payments (including refunds of employee contributions) are recognized when due and payable in accordance with the benefit terms. Pension Plan investments are reported at fair value.

NOTE 2. EXPLANATION OF CERTAIN DIFFERENCES BETWEEN GOVERNMENTAL FUND STATEMENTS AND DISTRICT-WIDE STATEMENTS

Due to the differences in the measurement focus and basis of accounting used on the government fund statements and district-wide statements, certain financial transactions are treated differently. The basic financial statements contain a full reconciliation of these items.

NOTE 3. CASH AND CASH EQUIVALENTS AND INVESTMENTS

Cash and cash equivalents include petty cash, change funds, amounts in deposits, and short-term investments with original maturities of three months or less.

The Board classifies certificates of deposit which have original maturity dates of more than three months but less than twelve months from the date of purchase, as investments.

GASB requires disclosure of the level of custodial credit risk assumed by the District in its cash, cash equivalents and investments, if those items are uninsured or unregistered. Custodial credit risk is the risk that in the event of a bank failure, the government's deposits may not be returned.

Interest Rate Risk - In accordance with its cash management plan, the District ensures that any deposit or investment matures within the time period that approximates the prospective need for the funds, deposited or invested, so that there is not a risk to the market value of such deposits or investments.

Credit Risk - The District limits its investments to those authorized in its cash management plan which are those permitted under state statute as detailed below and on the following page.

Custodial Credit Risk – The District's policy with respect to custodial risk requires that the District ensures that District funds are only deposited in financial institutions in which NJ school districts are permitted to invest their funds.

Deposits:

New Jersey statutes require that school districts deposit public funds in public depositories located in New Jersey which are insured by the Federal Deposit Insurance Corporation, the Federal Savings and Loan Insurance Corporation, or by any other agency of the United States that insures deposits made in public depositories. School Districts are also permitted to deposit public funds in the State of New Jersey Cash Management Fund.

FRANKLIN BOROUGH SCHOOL DISTRICT  
NOTES TO THE BASIC FINANCIAL STATEMENTS  
FOR THE FISCAL YEAR ENDED JUNE 30, 2022

(Continued)

NOTE 3. CASH AND CASH EQUIVALENTS AND INVESTMENTS (Cont'd)

New Jersey statutes require public depositories to maintain collateral for deposits of public funds that exceed depository insurance limits as follows:

The market value of the collateral must equal at least 5% of the average daily balance of collected public funds on deposit.

In addition to the above collateral requirement, if the public funds deposited exceed 75% of the capital funds of the depository, the depository must provide collateral having a market value at least equal to 100% of the amount exceeding 75%.

All collateral must be deposited with the Federal Reserve Bank of New York, the Federal Reserve Bank of Philadelphia, the Federal Home Loan Bank of New York, or a banking institution that is a member of the Federal Reserve System and has capital funds of not less than \$25,000,000.

Investments:

New Jersey statutes permit the Board to purchase the following types of securities:

- (1) Bonds or other obligations of the United States of America or obligations guaranteed by the United States of America;
- (2) Government money market mutual funds;
- (3) Any obligation that a federal agency or a federal instrumentality has issued in accordance with an act of Congress, which security has a maturity date not greater than 397 days from the date of purchase, provided that such obligation bears a fixed rate of interest not dependent on any index or other external factor;
- (4) Bonds or other obligations of the school district or bonds or other obligations of the local unit or units within which the school district is located.
- (5) Bonds or other obligations, having a maturity date not more than 397 days from the date of purchase, issued by New Jersey school districts, municipalities, counties, and entities subject to the "Local Authorities Fiscal Control Law", P.L. 1983, c.313 (C.40A:5A-1 et seq.). Other bonds or obligations having a maturity date not more than 397 days from the date of purchase may be approved by the Division of Investment in the Department of the Treasury for investment by local units;
- (6) Local government investment pools;
- (7) Deposits with the State of New Jersey Cash Management Fund established pursuant to section 1 of P.L.; 1977,c.281 (C.52:18A-90.4); or
- (8) Agreements for the repurchase of fully collateralized securities if:
  - (a) the underlying securities are permitted investments pursuant to paragraphs (1) and (3) of this subsection a. or are bonds or other obligations, having a maturity date of not more than 397 days from the date of purchase, issued by New Jersey school districts, municipalities, counties, and entities subject to the requirements of the "Local Authorities Fiscal Control Law," P.L. 1983, c. 313 (C.40A:5A-1 et seq.). ;

FRANKLIN BOROUGH SCHOOL DISTRICT  
NOTES TO THE BASIC FINANCIAL STATEMENTS  
FOR THE FISCAL YEAR ENDED JUNE 30, 2022  
(Continued)

NOTE 3. CASH AND CASH EQUIVALENTS AND INVESTMENTS (Cont'd)

Investments: (Cont'd):

- (b) the custody of collateral is transferred to a third party;
  - (c) the maturity of the agreement is not more than 30 days;
  - (d) the underlying securities are purchased through a public depository as defined in section 1 of P.L.1970, c.236 (C.17:9-41); and
  - (e) a master repurchase agreement providing for the custody and security of collateral is executed; or
- (9) Deposit of funds in accordance with the following conditions:
- (a) The funds are initially invested through a public depository as defined in section 1 of P.L. 1970, c. 236 (C.17:9-41) designated by the school district;
  - (b) The designated public depository arranges for the deposit of the funds in deposit accounts in one or more federally insured banks, savings banks or savings and loan associations or credit unions for the account of the school district;
  - (c) 100 percent of the principal and accrued interest of each deposit is insured by the Federal Deposit Insurance Corporation or the National Credit Union Share Insurance Fund;
  - (d) The designated public depository acts as custodian for the school district with respect to these deposits; and
  - (e) On the same date that the school district's funds are deposited pursuant to subparagraph (b) of this paragraph, the designated public depository receives an amount of deposits from customers of other financial institutions, wherever located, equal to the amounts of funds initially invested by the school district through the designated public depository.

As of June 30, 2022, cash and cash equivalents of the District consisted of the following:

	Cash and Cash Equivalents	Capital Reserve Account	Restricted Maintenance Reserve Account	Student Activities Account	Total
Checking Accounts	<u>\$ 1,883,170</u>	<u>\$ 1,235,686</u>	<u>\$ 644,505</u>	<u>\$ 1,815</u>	<u>\$ 3,765,176</u>

The carrying amount of the Board's cash and cash equivalents at June 30, 2022, was \$3,765,176 and the bank balance was \$4,774,001. During the fiscal year ended June 30, 2022, the District did not hold any investments.

FRANKLIN BOROUGH SCHOOL DISTRICT  
NOTES TO THE BASIC FINANCIAL STATEMENTS  
FOR THE FISCAL YEAR ENDED JUNE 30, 2022  
(Continued)

NOTE 4. CAPITAL RESERVE ACCOUNT

A capital reserve account was established by Board resolution on December 15, 2000 for the accumulation of funds for use as capital outlay expenditures in subsequent fiscal years. The capital reserve account is maintained in the general fund and its activity is included in the general fund annual budget.

Funds placed in the capital reserve account are restricted to capital projects in the District’s approved Long Range Facilities Plan (LRFP). Upon submission of the LRFP to the department, a district may increase the balance in the capital reserve by appropriating funds in the annual general fund budget certified for taxes or by transfer by Board resolution at year end (June 1 to June 30) of any unanticipated revenue or unexpended line item appropriation amounts or both. A district may also appropriate additional amounts when the express approval of the voters has been obtained either by a separate proposal at budget time or by a special question at one of the four special elections authorized pursuant to N.J.S.A. 19:60-2. Pursuant to N.J.A.C. 6:23A-5.1(d)7, the balance in the account cannot at any time exceed the local support costs of uncompleted capital projects in its approved LRFP.

The activity of the capital reserve for the July 1, 2021 to June 30, 2022 fiscal year is as follows:

Beginning Balance, July 1, 2021	\$ 1,567,348
Deposit by Board Resolution - June 2022	<u>592,338</u>
	2,159,686
Budgeted Withdrawal	<u>(924,000)</u>
Ending Balance, June 30, 2022	<u>\$ 1,235,686</u>

The balance in the capital reserve account at June 30, 2022 does not exceed the balance of local support costs of uncompleted capital projects in the District’s Long Range Facilities Plan (“LRFP”). The withdrawal from the capital reserve was for use in a DOE approved facilities project consistent with the District’s LRFP.

NOTE 5. TRANSFERS TO CAPITAL OUTLAY

During the fiscal year ended June 30, 2022, the District transferred \$92,757 into capital outlay accounts. The full amount was transferred to equipment which did not require County Superintendent approval.

FRANKLIN BOROUGH SCHOOL DISTRICT  
NOTES TO THE BASIC FINANCIAL STATEMENTS  
FOR THE FISCAL YEAR ENDED JUNE 30, 2022

(Continued)

NOTE 6. CAPITAL ASSETS

Capital asset balances and activity for the year ended June 30, 2022 were as follows:

	<u>Beginning Balance</u>	<u>Increases</u>	<u>Adjustments/ Decreases</u>	<u>Ending Balance</u>
Governmental Activities:				
Capital Assets not Being Depreciated:				
Sites (Land)	\$ 229,166			\$ 229,166
Total Capital Assets Not Being Depreciated	<u>229,166</u>			<u>229,166</u>
Capital Assets Being Depreciated:				
Site Improvements	963,076	\$1,235,000	\$ 22,450	2,220,526
Buildings and Building Improvements	2,583,204			2,583,204
Machinery and Equipment	<u>2,650,833</u>	<u>240,876</u>	<u>(22,450)</u>	<u>2,869,259</u>
Total Capital Assets Being Depreciated	<u>6,197,113</u>	<u>1,475,876</u>		<u>7,672,989</u>
Governmental Activities Capital Assets	<u>6,426,279</u>	<u>1,475,876</u>		<u>7,902,155</u>
Less Accumulated Depreciation for:				
Site Improvements	(470,218)	(28,502)		(498,720)
Buildings and Building Improvements	(1,992,025)	(37,815)		(2,029,840)
Machinery and Equipment	<u>(2,262,386)</u>	<u>(57,372)</u>		<u>(2,319,758)</u>
	<u>(4,724,629)</u>	<u>(123,689)</u>		<u>(4,848,318)</u>
Governmental Activities Capital Assets, Net of Accumulated Depreciation	<u>\$ 1,701,650</u>	<u>\$ 1,352,187</u>	<u>\$ -0-</u>	<u>\$ 3,053,837</u>
Business Type Activities:				
Capital Assets Being Depreciated:				
Machinery and Equipment	\$ 146,947	\$ 2,174		\$ 149,121
Less Accumulated Depreciation	<u>(127,784)</u>	<u>(1,359)</u>		<u>(129,143)</u>
Business Type Activities Capital Assets, Net of Accumulated Depreciation	<u>\$ 19,163</u>	<u>\$ 815</u>	<u>\$ -0-</u>	<u>\$ 19,978</u>

As of June 30, 2022, the District has no active construction projects.

FRANKLIN BOROUGH SCHOOL DISTRICT  
NOTES TO THE BASIC FINANCIAL STATEMENTS  
FOR THE FISCAL YEAR ENDED JUNE 30, 2022  
(Continued)

NOTE 6. CAPITAL ASSETS (Cont'd)

Depreciation expense was charged to governmental functions as follows:

Regular Instruction	\$ 45,765
School Administrative Services	23,501
Plant Operations and Maintenance	54,423
	\$ 123,689

NOTE 7. LONG-TERM LIABILITIES

During the fiscal year ended June 30, 2022, the following changes occurred in long-term liabilities reported in the District-wide financial statements:

	Beginning Balance	Accrued	Retired	Ending Balance
Compensated Absences Payable	\$ 244,447	\$ 43,293	\$ 11,976	\$ 275,764
Net Pension Liability	1,373,461		381,711	991,750
Total Long Term Liabilities	\$ 1,617,908	\$ 43,293	\$ 393,687	\$ 1,267,514

A. Bonds Payable:

Bonds are authorized in accordance with State law by the voters of the municipality through referendums. All bonds are retired in serial installments within the statutory period of usefulness. Bonds issued by the Board are general obligation bonds. The District had no bonds outstanding as of June 30, 2022.

B. Bonds Authorized But Not Issued:

As of June 30, 2022, the Board had no bonds authorized but not issued.

C. Financed Purchase Payable:

As of June 30, 2022, the Board had no capital leases payable.

D. Compensated Absences

The liability for compensated absences of the governmental fund types is recorded in the current and long-term liabilities. The current portion of the compensated absences balance of the governmental funds is \$0- and the long-term portion of compensated absences is \$275,764.

The liability for vested compensated absences of the proprietary fund types is recorded within those funds as the benefits accrue to employees. As of June 30, 2022, no liability existed for compensated absences in the Food Service Fund.

The General Fund will be used to liquidate Compensated Absences Payable.

FRANKLIN BOROUGH SCHOOL DISTRICT  
NOTES TO THE BASIC FINANCIAL STATEMENTS  
FOR THE FISCAL YEAR ENDED JUNE 30, 2022  
(Continued)

NOTE 7. LONG-TERM LIABILITIES (Cont'd)

E. Net Pension Liability:

The Public Employees' Retirement System's (PERS) net pension liability of the governmental fund types is recorded in the current and long-term liabilities and will be liquidated by the General Fund. The current portion of the net pension liability at June 30, 2022 is \$-0- and the long-term portion is \$991,750. See Note 8 for further information on the PERS.

NOTE 8. PENSION PLANS

Substantially all of the Board's employees participate in one of the two contributory, defined benefit public employee retirement systems: Public Employee's Retirement System (PERS) of New Jersey, or the Teachers' Pension and Annuity Fund (TPAF); or the Defined Contribution Retirement Program (DCRP), a tax-qualified defined contribution money purchase pension plan under Internal Revenue Code (IRC) 401(a).

A. Public Employees' Retirement System (PERS)

Plan Description

The State of New Jersey, Public Employees' Retirement System (PERS) is a cost-sharing multiple-employer defined benefit pension plan administered by the State of New Jersey, Division of Pensions and Benefits (the Division). For additional information about the PERS, please refer to the Division's annual financial statements which can be found at [www.state.nj.us/treasury/pensions/annual-reports.shtml](http://www.state.nj.us/treasury/pensions/annual-reports.shtml).

Benefits Provided

The vesting and benefit provisions are set by N.J.S.A. 43:15A. PERS provides retirement, death and disability benefits. All benefits vest after ten years of service. The following represents the membership tiers for PERS:

Tier	Definition
1	Members who were enrolled prior to July 1, 2007
2	Members who were eligible to enroll on or after July 1, 2007 and prior to November 2, 2008
3	Members who were eligible to enroll on or after November 2, 2008 and prior to May 22, 2010
4	Members who were eligible to enroll on or after May 22, 2010 and prior to June 28, 2011
5	Members who were eligible to enroll on or after June 28, 2011

Service retirement benefits of 1/55<sup>th</sup> of final average salary for each year of service credit is available to Tiers 1 and 2 members upon reaching age 60 and to Tier 3 members upon reaching age 62. Service retirement benefits of 1/60<sup>th</sup> of final average salary for each year of service credit is available to Tier 4 members upon reaching age 62 and to Tier 5 members upon reaching age 65. Early retirement benefits are available to Tiers 1 and 2 members before reaching age 60, to Tiers 3 and 4 with 25 or more years of service credit before age 62 and Tier 5 with 30 or more years of service credit before age 65. Benefits are reduced by a fraction of a percent for each month that a member retires prior to the age at which a member can receive full early retirement benefits in accordance with their respective tier. Tier 1 members can receive an unreduced benefit from age 55 to age 60 if they have at least 25 years of service. Deferred retirement is available to members who have at least 10 years of service credit and have not reached the service retirement age for the respective tier.

FRANKLIN BOROUGH SCHOOL DISTRICT  
NOTES TO THE BASIC FINANCIAL STATEMENTS  
FOR THE FISCAL YEAR ENDED JUNE 30, 2022

(Continued)

NOTE 8. PENSION PLANS (Cont'd)

A. Public Employees' Retirement System (PERS) (Cont'd)

Contributions

The contribution policy for PERS is set by N.J.S.A. 43:15A and requires contributions by active members and contributing members. The local employers' contribution amounts are based on an actuarially determined rate which includes the normal cost and unfunded accrued liability. Chapter 19, P.L. 2009 provided an option for local employers of PERS to contribute 50% of the normal and accrued liability contribution amounts certified for payments due in State fiscal year 2009. Such employers will be credited with the full payment and any such amounts will not be included in their unfunded liability. The actuaries will determine the unfunded liability of those retirement systems, by employer, for the reduced normal and accrued liability contributions provided under this law. This unfunded liability will be paid by the employer in level annual payments over a period of 15 years, beginning with the payments due in the fiscal year ended June 30, 2012 and will be adjusted by the rate of return on the actuarial value of assets. District contributions to PERS amounted to \$98,042 for fiscal year 2022.

The employee contribution rate was 7.50% effective July 1, 2018.

Pension Liabilities, Pension Expense, and Deferred Outflows of Resources and Deferred Inflows of Resources Related to Pensions

At June 30, 2022, the District reported a liability of \$991,750 for its proportionate share of the net pension liability. The net pension liability was measured as of June 30, 2021, and the total pension liability used to calculate the net pension liability was determined by an actuarial valuation as of July 1, 2020 which was rolled forward to June 30, 2021. The District's proportion of the net pension liability was based on a projection of the District's long-term share of contributions to the pension plan relative to the projected contributions of all participating members, actuarially determined. At June 30, 2021, the District's proportion was 0.008372%, which was an decrease of 0.00005% from its proportion measured as of June 30, 2020.

For the fiscal year ended June 30, 2022, the District recognized a pension benefit of \$160,059. At June 30, 2022, the District reported deferred outflows of resources and deferred inflows of resources related to pensions from the following sources:



FRANKLIN BOROUGH SCHOOL DISTRICT  
NOTES TO THE BASIC FINANCIAL STATEMENTS  
FOR THE FISCAL YEAR ENDED JUNE 30, 2022

(Continued)

NOTE 8. PENSION PLANS (Cont'd)

A. Public Employees' Retirement System (PERS) (Cont'd)

Pension Liabilities, Pension Expense, and Deferred Outflows of Resources and Deferred Inflows of Resources Related to Pensions (Cont'd)

	<u>Year</u>	<u>Amortization Period in Years</u>	<u>Deferred Outflows of Resources</u>	<u>Deferred Inflows of Resources</u>
Changes in Assumptions	2017	5.48		\$ 41,912
	2018	5.63		78,575
	2019	5.21		69,317
	2020	5.16		163,265
	2021	5.13	\$ 5,165	
			<u>5,165</u>	<u>353,069</u>
Difference Between Expected and Actual Experience	2017	5.48	1,246	
	2018	5.63		2,992
	2019	5.21	5,299	
	2020	5.16	9,096	
	2021	5.13		4,108
			<u>15,641</u>	<u>7,100</u>
Net Difference Between Projected and Actual Investment Earnings on Pension Plan Investments	2018	5.00		7,747
	2019	5.00		(2,500)
	2020	5.00		(56,335)
	2021	5.00		312,341
				<u>261,253</u>
Changes in Proportion	2017	5.48		10,950
	2018	5.63		24,454
	2019	5.21		33,232
	2020	5.16	77,554	
	2021	5.13		8,893
			<u>77,554</u>	<u>77,529</u>
District Contribution Subsequent to the Measurement Date	2021	1	110,000	
			<u>\$ 208,360</u>	<u>\$ 698,951</u>

FRANKLIN BOROUGH SCHOOL DISTRICT  
NOTES TO THE BASIC FINANCIAL STATEMENTS  
FOR THE FISCAL YEAR ENDED JUNE 30, 2022  
(Continued)

NOTE 8. PENSION PLANS (Cont'd)

A. Public Employees' Retirement System (PERS) (Cont'd)

Pension Liabilities, Pension Expense, and Deferred Outflows of Resources and Deferred Inflows of Resources Related to Pensions (Cont'd)

Amounts reported as deferred outflows of resources and deferred inflows of resources (excluding employer specific amounts including changes in proportion and the District contribution subsequent to the measurement date) related to pensions will be recognized in the pension benefit as follows:

Fiscal Year Ending June 30,	Total
2022	\$ (234,010)
2023	(167,082)
2024	(113,922)
2025	(85,635)
2026	33
	\$ (600,616)

Actuarial Assumptions

The total pension liability for the June 30, 2021 measurement date was determined by an actuarial valuation as of July 1, 2020 which was rolled forward to June 30, 2021. This actuarial valuation used the following actuarial assumptions, applied to all periods in the measurement:

Inflation Rate:	
Price	2.75%
Wage	3.25%
Salary Increases:	
Through 2026	2.00 – 6.00% based on years of service
Thereafter	3.00 – 7.00% based on years of service
Investment Rate of Return	7.00%

Pre-retirement mortality rates were based on the Pub-2010 General Below-Median Income Employee Mortality Table with an 82.2% adjustment for males and 101.4% adjustment for females, and with future improvement from the base year of 2010 on a generational basis. Post-retirement mortality rates were based on the Pub-2010 General Below-Median Income Healthy Retiree mortality table with a 91.4% adjustment for males and a 99.7% adjustment for females, and with future improvement from the base year of 2010 on a generational basis. Disability retirement rates used to value disabled retirees were based on the Pub-2010 Non-Safety Disabled Retiree mortality table with a 127.7% adjustment for males and 117.2% adjustment for females, and with future improvement from the base year of 2010 on a generational basis. Mortality improvement is based on Scale MP-2021.

The actuarial assumptions used in the July 1, 2020 valuation were based on the results of an actuarial experience study for the period July 1, 2014 to June 30, 2018.

FRANKLIN BOROUGH SCHOOL DISTRICT  
NOTES TO THE BASIC FINANCIAL STATEMENTS  
FOR THE FISCAL YEAR ENDED JUNE 30, 2022

(Continued)

NOTE 8. PENSION PLANS (Cont'd)

A. Public Employees' Retirement System (PERS) (Cont'd)

Long Term Expected Rate of Return

In accordance with State statute, the long-term expected rate of return on pension plan investments (7.00% at June 30, 2021) is determined by the State Treasurer, after consultation with the Directors of the Division of Investments and Division of Pensions and Benefits, the Board of Trustees and the actuaries. The long-term expected rate of return was determined using a building block method in which best-estimate ranges of expected future real rates of return (expected returns, net of pension plan investment expense and inflation) are developed for each major asset class. These ranges are combined to produce the long-term expected rate of return by weighting the expected future real rates of return by the target asset allocation percentage and by adding expected inflation. Best estimates of arithmetic real rates of return for each major asset class included in PERS' target asset allocation as of June 30, 2021 are summarized in the following table:

<u>Asset Class</u>	<u>Target Allocation</u>	<u>Long-Term Expected Real Rate of Return</u>
U.S. Equity	27.00%	8.09%
Non-U.S. Developed Market Equity	13.50%	8.71%
Emerging Markets Equity	5.50%	10.96%
Private Equity	13.00%	11.30%
Real Assets	3.00%	7.40%
Real Estate	8.00%	9.15%
High Yield	2.00%	3.75%
Private Credit	8.00%	7.60%
Investment Grade Credit	8.00%	1.68%
Cash Equivalents	4.00%	0.50%
U.S. Treasuries	5.00%	0.95%
Risk Management Strategies	3.00%	3.35%

Discount Rate

The discount rate used to measure the total pension liability was 7.00% as of June 30, 2021. The projection of cash flows used to determine the discount rate assumed that contributions from plan members will be made at the current member contribution rates and that contributions from employers and the nonemployer contributing entity will be based upon 100% of the actuarially determined contributions for the State employer and 100% of actuarially determined contributions for the local employers. Based on those assumptions, the plan's fiduciary net position was projected to be available to make all projected future benefit payments of current plan members. Therefore, the long-term expected rate of return on plan investments was applied to all projected benefit payments in determining the total pension liability.

FRANKLIN BOROUGH SCHOOL DISTRICT  
NOTES TO THE BASIC FINANCIAL STATEMENTS  
FOR THE FISCAL YEAR ENDED JUNE 30, 2022

(Continued)

NOTE 8. PENSION PLANS (Cont'd)

A. Public Employees' Retirement System (PERS) (Cont'd)

Sensitivity of the District's Proportionate Share of the Net Pension Liability to Changes in the Discount Rate

The following presents the District's proportionate share of the collective net pension liability as of June 30, 2021 calculated using the discount rate as disclosed below, as well as what the District's proportionate share of the net pension liability would be if it were calculated using a discount rate that is 1-percentage-point lower or 1-percentage-point higher than the current rate:

	June 30, 2021		
	At 1% Decrease (6.00%)	At Current Discount Rate (7.00%)	At 1% Increase (8.00%)
District's proportionate share of the Net Pension Liability	\$ 1,351,310	\$ 991,750	\$ 687,627

Pension plan Fiduciary Net Position

Detailed information about the pension plan's fiduciary net position is available in the separately issued PERS financial statements.

B. Teachers' Pension and Annuity Fund (TPAF)

Plan Description

The State of New Jersey, Teachers' Pension and Annuity Fund (TPAF), is a cost-sharing multiple-employer defined benefit pension plan with a special funding situation, by which the State of New Jersey (the State) is responsible to fund 100% of the employer contributions, excluding any local employer early retirement incentive (ERI) contributions. The TPAF is administered by the State of New Jersey Division of Pensions and Benefits (the Division). For additional information about the TPAF, please refer to the Division's annual financial statements which can be found at [www.state.nj.us/treasury/pensions/annual-reports.shtml](http://www.state.nj.us/treasury/pensions/annual-reports.shtml).

Benefits Provided

The vesting and benefit provisions are set by N.J.S.A. 18A:66. TPAF provides retirement, death and disability benefits. All benefits vest after ten years of service. Members are always fully vested for their own contributions and, after three years of service credit, become vested for 2% of related interest earned on the contributions. In the case of death before retirement, members' beneficiaries are entitled to full interest credited to the members' accounts. The following represents the membership tiers for TPAF:

Tier	Definition
1	Members who were enrolled prior to July 1, 2007
2	Members who were eligible to enroll on or after July 1, 2007 and prior to November 2, 2008
3	Members who were eligible to enroll on or after November 2, 2008 and prior to May 22, 2010
4	Members who were eligible to enroll on or after May 22, 2010 and prior to June 28, 2011
5	Members who were eligible to enroll on or after June 28, 2011

FRANKLIN BOROUGH SCHOOL DISTRICT  
NOTES TO THE BASIC FINANCIAL STATEMENTS  
FOR THE FISCAL YEAR ENDED JUNE 30, 2022

(Continued)

NOTE 8. PENSION PLANS (Cont'd)

B. Teachers' Pension and Annuity Fund (TPAF) (Cont'd)

Benefits Provided (Cont'd)

Service retirement benefits of 1/55th of final average salary for each year of service credit is available to Tiers 1 and 2 members upon reaching age 60 and to Tier 3 members upon reaching age 62. Service retirement benefits of 1/60th of final average salary for each year of service credit is available to Tier 4 members upon reaching age 62 and to Tier 5 members upon reaching age 65. Early retirement benefits are available to Tiers 1 and 2 members before reaching age 60, to Tiers 3 and 4 with 25 or more years of service credit before age 62 and to Tier 5 before age 65 with 30 or more years of service credit. Benefits are reduced by a fraction of a percent for each month that a member retires prior to the retirement age for his/her respective tier. Deferred retirement is available to members who have at least 10 years of service credit and have not reached the service retirement age for the respective tier.

Contributions

The contribution policy for TPAF is set by N.J.S.A. 18A:66 and requires contributions by active members and contributing members. State legislation has modified the amount that is contributed by the State. The State's pension contribution is based on an actuarially determined amount which included the employer portion of the normal cost and an amortization of the unfunded accrued liability. For fiscal year 2021, the State's pension contribution was less than the actuarial determined amount.

Special Funding Situation

The employer contributions for local participating employers are legally required to be funded by the State in accordance with N.J.S.A. 18:66-33. Therefore, these local participating employers are considered to be in a special funding situation as defined by GASB Statement No. 68 and the State is treated as a nonemployer contributing entity. Since the local participating employers do not contribute directly to the plan (except for employer specific financed amounts), there is no net pension liability or deferred outflows or inflows to report in the financial statements of the local participating employers. However, the notes to the financial statements of the local participating employers must disclose the portion of the nonemployer contributing entities' total proportionate share of the net pension liability that is associated with the local participating employer. In addition, each local participating employer must recognize pension expense associated with the employer as well as revenue in an amount equal to the nonemployer contributing entities' total proportionate share of the collective pension expense associated with the local participating employer. During the fiscal year ended 2022, the State of New Jersey contributed \$1,556,142 to the TPAF for normal pension benefits on behalf of the District, which is more than the contractually required contribution of \$414,020.

The employee contribution rate was 7.50% effective July 1, 2018.

Pension Liabilities, Pension Expense, and Deferred Outflows of Resources and Deferred Inflows of Resources Related to Pensions

At June 30, 2022, the State's proportionate share of the net pension liability associated with the District was \$17,595,102. The net pension liability was measured as of June 30, 2021, and the total pension liability used to calculate the net pension liability was determined by an actuarial valuation as of July 1, 2020 which was rolled forward to June 30, 2021. The District's proportion of the net pension liability was based on a projection of the District's long-term share of contributions to the pension plan relative to the projected contributions of all participating members, actuarially determined. At June 30, 2021, the District's proportion was 0.0366%, which was a decrease of 0.0004% from its proportion measured as of June 30, 2020.

FRANKLIN BOROUGH SCHOOL DISTRICT  
NOTES TO THE BASIC FINANCIAL STATEMENTS  
FOR THE FISCAL YEAR ENDED JUNE 30, 2022

(Continued)

NOTE 8. PENSION PLANS (Cont'd)

B. Teachers' Pension and Annuity Fund (TPAF) (Cont'd)

Pension Liabilities, Pension Expense, and Deferred Outflows of Resources and Deferred Inflows of Resources Related to Pensions (Cont'd)

District's Proportionate Share of the Net Pension Liability	\$	-0-
State's Proportionate Share of the Net Pension Liability Associated with the District		17,595,102
Total	\$	<u>17,595,102</u>

For the fiscal year ended June 30, 2021, the State recognized pension expense on behalf of the District in the amount of \$414,020 and the District recognized pension expense and revenue for that same amount in the fiscal year ended June 30, 2022 financial statements.

The State reported collective deferred outflows of resources and deferred inflows of resources related to pensions from the following sources:

	Year of Deferral	Amortization Period in Years	Deferred Outflows of Resources	Deferred Inflows of Resources
Changes in Assumptions	2014	8.50	\$ 153,774,925	
	2015	8.30	926,219,611	
	2016	8.30	3,000,278,784	
	2017	8.30		\$ 5,282,196,290
	2018	8.29		3,527,661,165
	2019	8.04		2,510,940,613
	2020	7.99	1,209,286,241	
	2021	7.93		12,903,483,645
			<u>5,289,559,561</u>	<u>24,224,281,713</u>
Difference Between Expected and Actual Experience	2014	8.50		1,464,605
	2015	8.30	57,204,429	
	2016	8.30		37,311,034
	2017	8.30	93,981,436	
	2018	8.29	618,845,893	
	2019	8.04		97,553,990
	2020	7.99		6,444,940
	2021	7.93	171,234,070	
			<u>941,265,828</u>	<u>142,774,569</u>
Net Difference Between Projected and Actual Investment Earnings on Pension Plan Investments	2018	5.00		96,030,373
	2019	5.00		(72,441,385)
	2020	5.00		(724,186,621)
	2021	5.00		3,554,633,811
			<u>2,854,036,178</u>	
			<u>\$ 6,230,825,389</u>	<u>\$ 27,221,092,460</u>

FRANKLIN BOROUGH SCHOOL DISTRICT  
NOTES TO THE BASIC FINANCIAL STATEMENTS  
FOR THE FISCAL YEAR ENDED JUNE 30, 2022

(Continued)

NOTE 8. PENSION PLANS (Cont'd)

B. Teachers' Pension and Annuity Fund (TPAF) (Cont'd)

Pension Liabilities, Pension Expense, and Deferred Outflows of Resources and Deferred Inflows of Resources Related to Pensions (Cont'd)

Amounts reported by the State as collective deferred outflows of resources and deferred inflows of resources related to pensions will be recognized in pension expense excluding that attributable to employer-paid members contributions as follows:

Fiscal Year Ending June 30,	Total
2022	\$ (2,914,282,899)
2023	(3,500,098,875)
2024	(4,665,036,366)
2025	(4,192,375,542)
2026	(2,350,648,872)
Thereafter	(3,367,824,517)
	\$ (20,990,267,071)

Actuarial Assumptions

The total pension liability for the June 30, 2021 measurement date was determined by an actuarial valuation as of July 1, 2020 which was rolled forward to June 30, 2021. This actuarial valuation used the following actuarial assumptions, applied to all periods in the measurement.

Inflation Rate	
Price	2.75%
Wage	3.25%
Salary Increases:	
Through 2026	1.55 – 4.45% based on years of service
Thereafter	2.75 – 5.65% based on years of service
Investment Rate of Return	7.00%

Pre-retirement mortality rates were based on the Pub-2010 Teachers Above-Median Income Employee mortality table with a 93.9% adjustment for males and 85.3% adjustment for females, and with future improvement from the base year of 2010 on a generational basis. Post-retirement mortality rates were based on the Pub-2010 Teachers Above-Median Income Healthy Retiree mortality table with a 114.7% adjustment for males and a 99.6% adjustment for females, and with future improvement from the base year of 2010 on a generational basis. Disability mortality rates were based on the Pub-2010 Non-Safety Disabled Retiree mortality table with a 106.3% adjustment for males and 100.3% adjustment for females, and with future improvement from the base year of 2010 on a generational basis. Mortality improvement is based on Scale MP-2021.

The actuarial assumptions used in the July 1, 2020 valuation were based on the results of an actuarial experience study for the period July 1, 2015 to June 30, 2018.

FRANKLIN BOROUGH SCHOOL DISTRICT  
NOTES TO THE BASIC FINANCIAL STATEMENTS  
FOR THE FISCAL YEAR ENDED JUNE 30, 2022

(Continued)

NOTE 8. PENSION PLANS (Cont'd)

B. Teachers' Pension and Annuity Fund (TPAF) (Cont'd)

Long Term Expected Rate of Return

In accordance with State statute, the long-term expected rate of return on pension plan investments (7.00% at June 30, 2021) is determined by the State Treasurer, after consultation with the Directors of the Division of Investments and Division of Pensions and Benefits, the Board of Trustees and the actuaries. The long-term expected rate of return was determined using a building block method in which best-estimate ranges of expected future real rates of return (expected returns, net of pension plan investment expense and inflation) are developed for each major asset class. These ranges are combined to produce the long-term expected rate of return by weighting the expected future real rates of return by the target asset allocation percentage and by adding expected inflation. Best estimates of arithmetic real rates of return for each major asset class included in TPAF's target asset allocation as of June 30, 2021 are summarized in the following table:

<u>Asset Class</u>	<u>Target Allocation</u>	<u>Long-Term Expected Real Rate of Return</u>
U.S. Equity	27.00%	8.09%
Non-U.S. Developed Market Equity	13.50%	8.71%
Emerging Markets Equity	5.50%	10.96%
Private Equity	13.00%	11.30%
Real Estate	8.00%	9.15%
Real Assets	3.00%	7.40%
High Yield	2.00%	3.75%
Private Credit	8.00%	7.60%
Investment Grade Credit	8.00%	1.68%
Cash Equivalents	4.00%	0.50%
U.S. Treasuries	5.00%	0.95%
Risk Management Strategies	3.00%	3.35%

Discount Rate – TPAF

The discount rate used to measure the total pension liability was 7.00% as of June 30, 2021. The projection of cash flows used to determine the discount rate assumed that contributions from plan members will be made at the current member contribution rates and that contributions from employers will be made based on 100% of the actuarially determined contributions for the State. Based on those assumptions, the pension plan's fiduciary net position was projected to be available to make all projected future benefit payments of current plan members. Therefore, the long-term expected rate of return on pension plan investments was applied all to projected benefit payments in determining the total pension liability.



FRANKLIN BOROUGH SCHOOL DISTRICT  
NOTES TO THE BASIC FINANCIAL STATEMENTS  
FOR THE FISCAL YEAR ENDED JUNE 30, 2022  
(Continued)

NOTE 8. PENSION PLANS (Cont'd)

B. Teachers' Pension and Annuity Fund (TPAF) (Cont'd)

Sensitivity of the District's Proportionate Share of the Net Pension Liability to Changes in the Discount Rate

The following presents the net pension liability of the State as of June 30, 2021 calculated using the discount rate as disclosed above, as well as what the State's net pension liability would be if it were calculated using a discount rate that is 1-percentage-point lower or 1-percentage-point higher than the current rate:

	June 30, 2021		
	At 1% Decrease (6.00%)	At Current Discount Rate (7.00%)	At 1% Increase (8.00%)
State's Proportionate Share of the Net Pension Liability Associated with the District	\$ 20,817,949	\$ 17,595,102	\$ 14,888,117

Pension Plan Fiduciary Net Position - TPAF

Detailed information about the TPAF's fiduciary net position is available in the separately issued TPAF financial statements.

C. Defined Contribution Retirement Program (DCRP)

Prudential Financial jointly administers the DCRP investments with the NJ Division of Pensions and Benefits. If an employee is ineligible to enroll in the PERS or TPAF, the employee may be eligible to enroll in the DCRP. DCRP provides eligible members with a tax-sheltered, defined contribution retirement benefit, along with life insurance and disability coverage. Vesting is immediate upon enrollment for members of the DCRP.

The State of New Jersey, Department of the Treasury, Division of Pensions and Benefits, issues publicly available financial reports that include the financial statements and required supplementary information of the DCRP. The financial reports may be obtained by writing to the State of New Jersey, Department of the Treasury, Division of Pensions and Benefits, PO Box 295, Trenton, New Jersey, 08625-0295.

Employers are required to contribute at an actuarially determined rate. Employee contributions are based on percentages of 5.50% for DCRP of employees' annual compensation, as defined. The DCRP was established July 1, 2007, under the provisions of Chapter 92, P.L. 2007 and Chapter 103, P.L. 2007 and expanded under the provisions of Chapter 89, P.L. 2008. Employee contributions for DCRP are matched by a 3% employer contribution.

For DCRP, the District recognized pension expense of \$17,604 for the fiscal year ended June 30, 2022. Employee contributions to DCRP amounted to \$32,276 for the fiscal year ended June 30, 2022.

FRANKLIN BOROUGH SCHOOL DISTRICT  
NOTES TO THE BASIC FINANCIAL STATEMENTS  
FOR THE FISCAL YEAR ENDED JUNE 30, 2022  
(Continued)

NOTE 9. RISK MANAGEMENT

The District maintains commercial insurance coverage for student accident insurance and surety bonds. The District is exposed to various risks of loss related to torts; theft of, damage to, and destruction of assets, errors and omissions; injuries to employees; and natural disasters. The District obtains its health benefit coverage through the State of New Jersey Health Benefits Plan.

Property and Liability Insurance

The Franklin Borough School District is a member of the School Alliance Insurance Fund (the “Fund”). This public entity risk management pool provides general liability, property and automobile coverage and workers’ compensation for its members. A complete schedule of insurance coverage can be found in the Statistical Section of this Comprehensive Annual Financial Report. The Fund is a risk-sharing public entity risk pool that is an insured and self-administered group of school boards established for the purpose of providing low-cost insurance for its respective members in order to keep local property taxes to a minimum. Each member appoints an official to represent their respective entity for the purpose of creating a governing body from which officers for the Fund are elected.

As a member of this Fund, the District could be subject to supplemental assessments in the event of deficiencies. If the assets of the Fund were to be exhausted, members would become responsible for their respective shares of the Fund’s liabilities. The Fund can declare and distribute dividends to members upon approval of the State of New Jersey Department of Banking and Insurance. These distributions are divided among the members in the same ratio as their individual assessment related to the total assessment of the membership body.

The June 30, 2022 audit was not available as of the date of this report; however, selected, summarized financial information for the Fund as of June 30, 2021 is as follows:

	School Alliance Insurance Fund
Total Assets	\$ 52,863,732
Net Position	\$ 20,991,515
Total Revenue	\$ 42,696,854
Total Expenses	\$ 42,245,248
Change in Net Position	\$ 451,606
Member Dividends	\$ -0-

Financial statements for the Fund are available at the Fund’s Executive Director’s Office:

Public Entity Group Administrative Services  
51 Everett Drive  
Suite B-40  
West Windsor, NJ 08550

New Jersey Unemployment Compensation Insurance

The District has elected to fund its New Jersey Unemployment Compensation Insurance under the “Contributory Method”. Under this plan, the District is required to remit employee withholdings to the State on a quarterly basis. All of the District’s claims are paid by the State.

FRANKLIN BOROUGH SCHOOL DISTRICT  
NOTES TO THE BASIC FINANCIAL STATEMENTS  
FOR THE FISCAL YEAR ENDED JUNE 30, 2022

(Continued)

NOTE 10. ECONOMIC DEPENDENCY

The Board of Education receives a substantial amount of its support from federal and state governments. A significant reduction in the level of support, if this were to occur, may have an effect on the Board of Education's programs and activities.

NOTE 11. DEFERRED COMPENSATION

The Board offers its employees a choice of the following deferred compensation plans created in accordance with Internal Revenue Code Section 403(b) and 457. The plans, which are administered by the entities listed below, permit participants to defer a portion of their salary until future years. Amounts deferred under the plans are not available to employees until termination, retirement, death or unforeseeable emergency. The plan administrators are as follows:

Great American Financial (G.A.L.I.C.)	Siracusa Benefits
AXA Advisors	Lincoln Investment Planning

NOTE 12. TAX CALENDAR

Property taxes are levied as of January 1 on property values assessed as of the previous calendar year. The tax levy is divided into two billings. The first billing is an estimate of the current year's levy based on the prior year's taxes. The second billing reflects adjustments to the current year's actual levy. The final tax bill is usually mailed on or before June 14th, along with the first half estimated tax bills for the subsequent year. The first half estimated taxes are divided into two due dates, February 1 and May 1. The final tax bills are also divided into two due dates, August 1 and November 1. A ten-day grace period is usually granted before the taxes are considered delinquent and there is an imposition of interest charges. A penalty may be assessed for any unpaid taxes in excess of \$10,000 at December 31 of the current year. Unpaid taxes of the current and prior year may be placed in lien at a tax sale held after December 10.

Taxes are collected by the constituent municipality and are remitted to the local School District on a predetermined mutually agreed-upon schedule.

NOTE 13. MAINTENANCE RESERVE ACCOUNT

A maintenance reserve account in the amount of \$250,000 was established by the Franklin Borough School District on June 19, 2019. The funds for the establishment of this reserve were withdrawn from unassigned general fund balance. These funds are restricted to be used for specific activities necessary for the purpose of keeping a school facility open and safe for use or in its original condition, and for keeping its constituent buildings systems fully and efficiently functional and for keeping their warranties valid but cannot be used for routine or capital maintenance. The purpose of the reserve is to provide funds for anticipated expenditures required to maintain a building. Pursuant to N.J.A.C. 6A:26A-4.2 funds may be deposited into the maintenance reserve account at any time by board resolution to meet the required maintenance of the district by transferring unassigned general fund balance or by transferring excess, unassigned general fund balance that is anticipated to be deposited during the current year in the advertised recapitulation of balances of the subsequent year's budget that is certified for taxes. Funds may be withdrawn from the maintenance reserve account and appropriated into the required maintenance account lines at budget time or any time during the year by board resolution for use on required maintenance activities by school facility as reported in the comprehensive maintenance plan. Funds withdrawn from the maintenance reserve account are restricted to required maintenance appropriations and may not be transferred to any other line-item account. In any year

FRANKLIN BOROUGH SCHOOL DISTRICT  
NOTES TO THE BASIC FINANCIAL STATEMENTS  
FOR THE FISCAL YEAR ENDED JUNE 30, 2022  
(Continued)

NOTE 13. MAINTENANCE RESERVE ACCOUNT (Cont'd)

that maintenance reserve account funds are withdrawn, unexpended required maintenance appropriations, up to the amount of maintenance reserve account funds withdrawn, shall be restored to the maintenance reserve account at year-end. At no time, shall the maintenance reserve account have a balance that exceeds four percent of the replacement cost of the current year of the district's school facilities. If the account exceeds this maximum amount at June 30, the excess shall be restricted and designated in the subsequent year's budget. The maintenance reserve account is maintained in the general fund and its activity is included in the general fund annual budget.

The activity of the maintenance reserve for the July 1, 2021 to June 30, 2022 fiscal year is as follows:

Beginning Balance, July 1, 2021	\$ 650,000
Add:	
Unexpended Balance of Projects Returned	158
Deposit by Board Resolution - June 2022	200,000
Less:	
Withdrawn by Board Resolution	(205,653)
Ending Balance, June 30, 2022	\$ 644,505

NOTE 14. ACCOUNTS PAYABLE.

	Governmental Funds		Total Governmental Funds	District Contribution Subsequent to the Measurement Date	Total Governmental Activities
	General Fund	Special Revenue Fund			
Vendors	\$ 325,810	\$ 43,534	\$ 369,344		\$ 369,344
Payroll Deductions and Withholdings	8,056		8,056		8,056
Due to State of New Jersey				\$ 110,000	110,000
	\$ 333,866	\$ 43,534	\$ 377,400	\$ 110,000	\$ 487,400

NOTE 15. CONTINGENT LIABILITIES

Grant Programs

The school district participates in state and federally assisted grant programs. The programs are subject to program compliance audits by grantors or their representatives. The school district is potentially liable for expenditures which may be disallowed pursuant to terms of these grant programs. Management is not aware of any material items of noncompliance which would result in the disallowance of program expenditures.

Litigation

The District estimates that the potential claims against it resulting from litigation not covered by insurance would not materially affect the financial position of the District.

FRANKLIN BOROUGH SCHOOL DISTRICT  
NOTES TO THE BASIC FINANCIAL STATEMENTS  
FOR THE FISCAL YEAR ENDED JUNE 30, 2022  
(Continued)

NOTE 15. CONTINGENT LIABILITIES (Cont'd)

Encumbrances

At June 30, 2022, there were encumbrances as detailed below in the governmental funds.

General Fund	Special Revenue Fund	Total Governmental Funds
\$ 154,348	\$ -0-	\$ 154,348

NOTE 16. POSTEMPLOYMENT BENEFITS OTHER THAN PENSIONS (OPEB)

State Health Benefit Program Fund – Local Education Retired (including Prescription Drug Program Fund)

General Information about the OPEB Plan

Plan Description and Benefits Provided

The District is in a “special funding situation”, as described in GASB Codification Section P50, in that OPEB contributions and expenses are legally required to be made by and are the sole responsibility of the State of New Jersey, not the District.

The State of New Jersey reports a liability as a result of its statutory requirements to pay other post-employment (health) benefits for the State Health Benefit Local Education Retired Education Plan. The State Health Benefit Local Education Retired Employees Plan is a multiple-employer defined benefit OPEB plan that is administered on a pay-as-you-go basis. Accordingly, no assets are accumulated in a qualifying trust that meets the criteria in GASB Codification Section P50. The State Health Benefits Local Education Retired Employees Plan provides medical, prescription drug, and Medicare Part B reimbursement to retirees and their covered dependents of local education employers.

The employer contributions for the participating local education employers are legally required to be funded by the State of New Jersey in accordance with N.J.S.A. 52:14-17.32f. According to N.J.S.A. 52:14-17.32f, the State provides employer-paid coverage to employees who retire from a board of education or county college with 25 years or more of service credit in, or retires on a disability pension from, one or more of the following plans: the Teachers’ Pension and Annuity Fund (TPAF), the Public Employees’ Retirement System (PERS), the Police and Firemen Retirement System (PFRS), or the Alternate Benefit Program (ABP). Pursuant to Chapter 78, P.L. 2011, future retirees eligible for postretirement medical coverage who have less than 20 years of creditable service on June 28, 2011 will be required to pay a percentage of the cost of their health care coverage in retirement provided they retire with 25 years or more of pension service credit. The percentage of the premium for which the retiree will be responsible will be determined based on the retiree’s annual retirement benefit and level of coverage.

FRANKLIN BOROUGH SCHOOL DISTRICT  
NOTES TO THE BASIC FINANCIAL STATEMENTS  
FOR THE FISCAL YEAR ENDED JUNE 30, 2022  
(Continued)

NOTE 16. POSTEMPLOYMENT BENEFITS OTHER THAN PENSIONS (OPEB) (Cont'd)

Plan Description and Benefits Provided (Cont'd)

The total nonemployer OPEB liability does not include certain other postemployment benefit obligations that are provided by the local education employers. The reporting of these benefits is the responsibility of the individual education employers.

For additional information about the State Health Benefit Local Education Retired Education Plan, please refer to the Division's annual financial statements which can be found at <https://www.state.nj.us/treasury/pensions/gasb-notices-opeb.shtml>.

Employees Covered by Benefit Terms

At June 30, 2019, the plan membership consisted of the following:

Inactive Plan Members or Beneficiaries Currently Receiving Benefit Payments	\$	149,304
Active Plan Members		216,804
Total	\$	366,108

Total Nonemployer OPEB Liability

The total nonemployer OPEB liability as of June 30, 2020 was determined by an actuarial valuation as of June 30, 2019, which was rolled forward to June 30, 2020.

Actuarial Assumptions and Other Inputs

The actuarial assumptions vary for each plan member depending on the pension plan the member is enrolled in. This actuarial valuation used the following actuarial assumptions, applied to all periods in the measurement.

Inflation Rate	2.50%	
	TPAF/ABP	PERS
Salary Increases:		
Through 2026	1.55 - 4.45% based on service years	2.00 - 6.00% based on service years
Thereafter	1.55 - 4.45% based on service years	3.00 - 7.00% based on service years

The actuarial assumptions used in the June 30, 2019 valuation were based on the results of actuarial experience studies for the periods July 1, 2015 - June 30, 2018 and July 1, 2014 - June 30, 2018 for TPAF and PERS, respectively.

FRANKLIN BOROUGH SCHOOL DISTRICT  
NOTES TO THE BASIC FINANCIAL STATEMENTS  
FOR THE FISCAL YEAR ENDED JUNE 30, 2022

(Continued)

NOTE 16. POSTEMPLOYMENT BENEFITS OTHER THAN PENSIONS (OPEB) (Cont'd)

Mortality Rates

Pre-retirement mortality rates were based on the Pub-2010 Healthy “Teachers” (TPAF/ABP) and “General” (PERS) classification headcount-weighted mortality table with fully generational mortality improvement projections from the central year using Scale MP-2020. Post-retirement mortality rates were based on the Pub-2010 “General” classification headcount-weighted mortality table with fully generational mortality improvement projections from the central year using Scale MP-2020. Disability mortality was based on the Pub-2010 “General” classification headcount-weighted disabled mortality table with fully generational mortality improvement projections from the central year using Scale MP-2020.

Health Care Trend Assumptions

For pre-Medicare medical benefits, the trend rate is initially 5.6% and decreases to a 4.5% long term trend rate after seven years. For post-65 medical benefits, the actual fully-insured Medicare Advantage trend rate for fiscal year 2021 through 2022 are reflected. The assumed post-65 medical trend rate is 4.5% for all future years. For prescription drug benefits, the initial trend rate is 7.0% and decreases to a 4.5% long term rate after seven years. For the Medicare Part B reimbursement, the trend rate is 5.0%.

Discount Rate

The discount rate for June 30, 2020 was 2.21%. This represents the municipal bond rate as chosen by the State of New Jersey Division of Pensions and Benefits. The source is the Bond Buyer Go 20-Bond Municipal bond Index, which includes tax-exempt general obligation municipal bonds with an average rating of AA/Aa or higher. As the long-term rate of return is less than the municipal bond rate, it is not considered in the calculation of the discount rate, rather the discount rate is set at the municipal bond rate.

Changes in the State’s Proportionate Share of the Total OPEB Liability Associated with the District

	<u>Total OPEB Liability</u>
Balance at June 30, 2019	\$ 17,810,255
Changes for Year:	
Service Cost	657,342
Interest on the Total OPEB Liability	638,060
Changes of Assumptions	5,180,147
Differences between Expected and Actual Experience	4,551,559
Gross Benefit Payments by the State	(493,700)
Contributions from Members	14,964
Net Changes	10,548,372
Balance at June 30, 2020	\$ 28,358,627

FRANKLIN BOROUGH SCHOOL DISTRICT  
NOTES TO THE BASIC FINANCIAL STATEMENTS  
FOR THE FISCAL YEAR ENDED JUNE 30, 2022  
(Continued)

NOTE 16. POSTEMPLOYMENT BENEFITS OTHER THAN PENSIONS (OPEB) (Cont'd)

Sensitivity of the Total Nonemployer OPEB Liability Attributable to the District to Changes in the Discount Rate

The following presents the total nonemployer OPEB Liability attributable to the District as of June 30, 2020, calculated using the discount rate as disclosed in this note, as well as what the total nonemployer OPEB liability attributable to the District would be if it were calculated using a discount rate that is 1-percentage-point lower or 1-percentage-point higher than the current rate:

	June 30, 2020		
	At 1% Decrease (1.21%)	At Discount Rate (2.21%)	At 1% Increase (3.21%)
Total OPEB Liability Attributable to the District	\$ 34,187,789	\$ 28,358,627	\$ 23,800,784

Sensitivity of the Total Nonemployer OPEB Liability Attributable to the District to Changes in the Healthcare Trend Rate

The following presents the total nonemployer OPEB Liability attributable to the District as of June 30, 2020, calculated using the healthcare trend rate as disclosed in this note, as well as what the total nonemployer OPEB liability attributable to the District would be if it were calculated using a healthcare trend rate that is 1-percentage-point lower or 1-percentage-point higher than the current rate:

	June 30, 2020		
	1% Decrease	Healthcare Cost Trend Rate	1% Increase
Total OPEB Liability Attributable to the District	\$ 22,892,040	\$ 28,358,627	\$ 34,868,117

OPEB Expense and Deferred Outflows of Resources and Deferred Inflows of Resources Related to OPEB

For the fiscal year ended June 30, 2022 the District recognized OPEB expense of \$1,065,953 as determined by the State of New Jersey Division of Pensions and Benefits. This expense and the related offsetting revenue are for benefits provided by the State through a defined benefit OPEB plan that meets the criteria in GASB Codification Section P50, in which there is a special funding situation.

In accordance with GASB Codification Section P50, as the District's proportionate share of the OPEB liability is \$-0-, there is no recognition of the allocation of the proportionate share of the deferred inflows and outflows of resources. At June 30, 2020 the State had deferred outflows of resources and deferred inflows of resources related to OPEB associated with the District from the following sources:



FRANKLIN BOROUGH SCHOOL DISTRICT  
NOTES TO THE BASIC FINANCIAL STATEMENTS  
FOR THE FISCAL YEAR ENDED JUNE 30, 2022

(Continued)

NOTE 16. POSTEMPLOYMENT BENEFITS OTHER THAN PENSIONS (OPEB) (Cont'd)

OPEB Expense and Deferred Outflows of Resources and Deferred Inflows of Resources Related to OPEB (Cont'd)

	Year of Deferral	Original Amortization Period in Years	Deferred Outflows of Resources	Deferred Inflows of Resources
Changes in Assumptions	2017	9.54		\$ 1,721,040
	2018	9.51		1,514,840
	2019	9.29	\$ 204,184	
	2020	9.24	4,619,525	
			<u>4,823,709</u>	<u>3,235,880</u>
Differences Between Expected and Actual Experience	2018	9.51		1,431,995
	2019	9.29		2,403,261
	2020	9.24	4,305,579	
			<u>4,305,579</u>	<u>3,835,256</u>
Changes in Proportion	N/A	N/A	<u>121,535</u>	<u>1,836,158</u>
			<u>\$ 9,250,823</u>	<u>\$ 8,907,294</u>

Amounts reported as deferred outflows of resources and deferred inflows of resources related to OPEB will be recognized in OPEB expense as follows:

Fiscal Year Ending June 30,	Total
2021	\$ (18,167)
2022	(18,167)
2023	(18,167)
2024	(18,167)
2025	(18,167)
Thereafter	<u>(1,967,316)</u>
	<u>\$ (2,058,151)</u>

SCHEDULES OF REQUIRED  
SUPPLEMENTARY INFORMATION

FRANKLIN BOROUGH SCHOOL DISTRICT  
 REQUIRED SUPPLEMENTARY INFORMATION SCHEDULES  
 SCHEDULE OF DISTRICT'S PROPORTIONATE SHARE OF THE NET PENSION LIABILITY  
 PUBLIC EMPLOYEES RETIREMENT SYSTEM  
 LAST EIGHT FISCAL YEARS

	Fiscal Year Ending June 30,							
	2015	2016	2017	2018	2019	2020	2021	2022
District's proportion of the net pension liability	0.0106036547%	0.0088666023%	0.0091535690%	0.0085801580%	0.0000820568%	0.0078598307%	0.0084223261%	0.0083716712%
District's proportionate share of the net pension liability	\$ 1,985,294	\$ 1,990,375	\$ 2,711,025	\$ 1,997,324	\$ 1,615,657	\$ 1,416,222	\$ 1,373,461	\$ 991,750
District's covered employee payroll	\$ 629,695	\$ 629,695	\$ 588,369	\$ 577,758	\$ 548,507	\$ 552,106	\$ 635,598	\$ 694,319
District's proportionate share of the net pension liability as a percentage of its covered employee payroll	315.28%	338.29%	460.77%	345.70%	294.56%	256.51%	216.09%	142.84%
Plan fiduciary net position as a percentage of the total pension liability	52.08%	47.93%	40.14%	48.10%	53.60%	56.27%	58.32%	70.33%

Note: This schedule does not contain ten years of information as GASB No. 68 was implemented during the fiscal year ended June 30, 2015.

FRANKLIN BOROUGH SCHOOL DISTRICT  
REQUIRED SUPPLEMENTARY INFORMATION SCHEDULES  
SCHEDULE OF DISTRICT CONTRIBUTIONS  
PUBLIC EMPLOYEES RETIREMENT SYSTEM  
LAST EIGHT FISCAL YEARS

	Fiscal Year Ending June 30,							
	2015	2016	2017	2018	2019	2020	2021	2022
Contractually required contribution	\$ 87,415	\$ 76,229	\$ 82,289	\$ 79,816	\$ 81,772	\$ 76,651	\$ 92,136	\$ 98,042
Contributions in relation to the contractually required contribution	(87,415)	(76,229)	(82,289)	(79,816)	(81,772)	(76,651)	(92,136)	(98,042)
Contribution deficiency/(excess)	\$ -0-	\$ -0-	\$ -0-	\$ -0-	\$ -0-	\$ -0-	\$ -0-	\$ -0-
District's covered employee payroll	\$ 629,695	\$ 588,369	\$ 577,758	\$ 548,507	\$ 552,106	\$ 635,598	\$ 694,319	\$ 745,690
Contributions as a percentage of covered employee payroll	13.88%	12.96%	14.24%	14.55%	14.81%	12.06%	13.27%	13.15%

Note: This schedule does not contain ten years of information as GASB No. 68 was implemented during the fiscal year ended June 30, 2015.

FRANKLIN BOROUGH SCHOOL DISTRICT  
 REQUIRED SUPPLEMENTARY INFORMATION SCHEDULES  
 SCHEDULE OF STATE'S PROPORTIONATE SHARE OF THE NET PENSION LIABILITY  
 ATTRIBUTABLE TO THE DISTRICT  
 TEACHERS' PENSION AND ANNUITY FUND  
 LAST EIGHT FISCAL YEARS

	Fiscal Year Ending June 30,							
	2015	2016	2017	2018	2019	2020	2021	2022
State's proportion of the net pension liability attributable to the District	0.0392077322%	0.0381650740%	0.03885951104%	0.0368979137%	0.0389657691%	0.0374974554%	0.0370215500%	0.0365991325%
State's proportionate share of the net pension liability attributable to the District	\$ 20,955,257	\$ 24,121,915	\$ 30,361,371	\$ 24,877,904	\$ 24,789,185	\$ 23,012,551	\$ 24,378,245	\$ 17,595,102
District's covered employee payroll	\$ 3,805,905	\$ 3,805,905	\$ 3,925,675	\$ 4,001,422	\$ 3,907,265	\$ 3,473,832	\$ 4,137,142	\$ 4,323,093
State's proportionate share of the net pension liability attributable to the District as a percentage of its covered employee payroll	550.60%	614.47%	773.41%	621.73%	634.44%	662.45%	589.25%	407.00%
Plan fiduciary net position as a percentage of the total pension liability	33.64%	28.71%	22.33%	25.41%	26.49%	26.95%	24.60%	35.52%

Note: This schedule does not contain ten years of information as GASB No. 68 was implemented during the fiscal year ended June 30, 2015.

FRANKLIN BOROUGH SCHOOL DISTRICT  
REQUIRED SUPPLEMENTARY INFORMATION SCHEDULES  
SCHEDULE OF STATE CONTRIBUTIONS  
TEACHERS' PENSION AND ANNUITY FUND  
LAST EIGHT FISCAL YEARS

	Fiscal Year Ending June 30,							
	2015	2016	2017	2018	2019	2020	2021	2022
Contractually required contribution	\$ 1,127,590	\$ 1,472,860	\$ 2,281,235	\$ 1,723,415	\$ 1,445,123	\$ 1,357,341	\$ 1,515,943	\$ 414,020
Contributions in relation to the contractually required contribution	(206,334)	(309,007)	(400,517)	(573,829)	(737,484)	(812,024)	(1,063,892)	(1,556,142)
Contribution deficiency/(excess)	<u>\$ 921,256</u>	<u>\$ 1,163,853</u>	<u>\$ 1,880,718</u>	<u>\$ 1,149,586</u>	<u>\$ 707,639</u>	<u>\$ 545,317</u>	<u>\$ 452,051</u>	<u>\$ (1,142,122)</u>
District's covered employee payroll	\$ 3,805,905	\$ 3,925,675	\$ 4,001,422	\$ 3,907,265	\$ 3,473,832	\$ 4,137,142	\$ 4,323,093	\$ 4,574,329
Contributions as a percentage of covered employee payroll	5.42%	7.87%	10.01%	14.69%	21.23%	19.63%	24.61%	34.02%

Note: This schedule does not contain ten years of information as GASB No. 68 was implemented during the fiscal year ended June 30, 2015.

FRANKLIN BOROUGH SCHOOL DISTRICT  
REQUIRED SUPPLEMENTARY INFORMATION SCHEDULES  
SCHEDULE OF CHANGES IN THE STATE'S PROPORTIONATE SHARE OF THE TOTAL OPEB LIABILITY  
ASSOCIATED WITH THE DISTRICT AND RELATED RATIOS  
LAST FOUR FISCAL YEARS

	Fiscal Year Ending June 30,			
	2017	2018	2019	2020
Total OPEB Liability				
Service Cost	\$ 866,865	\$ 717,602	\$ 633,586	\$ 657,342
Interest Cost	767,741	886,058	802,796	638,060
Changes in Assumptions	(3,139,866)	(2,337,931)	265,552	5,180,147
Differences between Expected and Actual Experiences		(2,659,844)	(3,734,399)	4,551,559
Member Contributions	20,720	18,828	16,206	14,964
Gross Benefit Payments	(562,685)	(544,773)	(546,721)	(493,700)
Net Change in Total OPEB Liability	(2,047,225)	(3,920,060)	(2,562,980)	10,548,372
Total OPEB Liability - Beginning	26,340,520	24,293,295	20,373,235	17,810,255
Total OPEB Liability - Ending	<u>\$ 24,293,295</u>	<u>\$ 20,373,235</u>	<u>\$ 17,810,255</u>	<u>\$ 28,358,627</u>
District's Covered Employee Payroll *	\$ 4,514,044	\$ 4,579,180	\$ 4,455,772	\$ 4,025,938
Total OPEB Liability as a Percentage of Covered Employee Payroll	538%	445%	400%	704%

\* - Covered payroll for the fiscal years ending June 30, 2017, June 30, 2018, June 30, 2019 and June 30, 2020 are based on the payroll on the June 30, 2016, June 30, 2017, June 30, 2018 and June 30, 2019 census data.

Note: This schedule does not contain ten years of information as GASB No. 75 was implemented during the fiscal year ended June 30, 2018.

FRANKLIN BOROUGH SCHOOL DISTRICT  
NOTES TO REQUIRED SUPPLEMENTARY INFORMATION  
FOR THE FISCAL YEAR ENDED JUNE 30, 2022

A. PUBLIC EMPLOYEES' RETIREMENT SYSTEM

Benefit Changes

There were none.

Changes of Actuarial Assumptions

In the July 1, 2019 actuarial valuation the mortality improvement was based on Scale MP-2020 while in the July 1, 2020 actuarial valuation the mortality improvement was based on Scale MP-2021.

B. TEACHERS' PENSION AND ANNUITY FUND

Benefit Changes

There were none.

Changes of Actuarial Assumptions

The discount rate changed from 5.40% as of June 30, 2020 to 7.00% as of June 30, 2021.

In the July 1, 2019 actuarial valuation the mortality improvement was based on Scale MP-2020 while in the July 1, 2020 actuarial valuation the mortality improvement was based on Scale MP-2021.

C. STATE HEALTH BENEFITS LOCAL EDUCATION RETIRED EMPLOYEES OPEN PLAN

Benefit Changes

There were none.

Changes of Actuarial Assumptions

The discount rate for June 30, 2020 was 2.21%. The discount rate for June 30, 2019 was 3.50%, a change of -1.29%.

The mortality rates in the valuation as of June 30, 2020 were based on the following:



FRANKLIN BOROUGH SCHOOL DISTRICT  
NOTES TO REQUIRED SUPPLEMENTARY INFORMATION  
FOR THE FISCAL YEAR ENDED JUNE 30, 2022

(Continued)

C. STATE HEALTH BENEFITS LOCAL EDUCATION RETIRED EMPLOYEES OPEN PLAN (Cont'd)

Pre-retirement mortality rates were based on the Pub-2010 Healthy “Teachers” (TPAF/ABP) and “General” (PERS) classification headcount-weighted mortality table with fully generational mortality improvement projections from the central year using Scale MP-2020. Post-retirement mortality rates were based on the Pub-2010 “General” classification headcount-weighted mortality table with fully generational mortality improvement projections from the central year using Scale MP-2020. Disability mortality was based on the Pub-2010 “General” classification headcount-weighted disabled mortality table with fully generational mortality improvement projections from the central year using Scale MP-2020.

The mortality rates in the valuation as of June 30, 2019 were based on the following:

Pre-retirement mortality rates were based on the Pub-2010 Healthy “Teachers” (TPAF/ABP), “General” (PERS), and “Safety” (PFRS) classification headcount-weighted mortality table with fully generational mortality improvement projections from the central year using Scale MP-2019. Post-retirement mortality rates were based on the Pub-2010 “General” classification headcount-weighted mortality table with fully generational mortality improvement projections from the central year using Scale MP-2019. Disability mortality was based on the Pub-2010 “General” classification headcount-weighted disabled mortality table with fully generational mortality improvement projections from the central year using Scale MP-2019.

The health care trend rates in the valuation as of June 30, 2020 were based on the following:

For pre-Medicare medical benefits, the trend rate is initially 5.6% and decreases to a 4.5% long term trend rate after seven years. For post-65 medical benefits, the actual fully-insured Medicare Advantage trend rate for fiscal year 2021 through 2022 are reflected. The assumed post-65 medical trend rate is 4.5% for all future years. For prescription drug benefits, the initial trend rate is 7.0% and decreases to a 4.5% long term rate after seven years. For the Medicare Part B reimbursement, the trend rate is 5.0%.

The health care trend rates in the valuation as of June 30, 2019 were based on the following:

For pre-Medicare medical benefits, the trend rate is initially 5.7% and decreases to a 4.5% long term trend rate after eight years. For post-65 medical benefits, the actual fully-insured Medicare Advantage trend rate for fiscal year 2020 is reflected. The assumed post-65 medical trend rate is 4.5% for all future years. For prescription drug benefits, the initial trend rate is 7.5% and decreases to a 4.5% long term rate after eight years. For the Medicare Part B reimbursement, the trend rate is 5.0%.

BUDGETARY COMPARISON SCHEDULES

FRANKLIN BOROUGH SCHOOL  
BUDGETARY COMPARISON SCHEDULE  
GENERAL FUND  
FOR THE FISCAL YEAR ENDED JUNE 30, 2022

	Original Budget	Budget Transfers	Final Budget	Actual	Variance Final to Actual
Revenues from Local Sources:					
Local Tax Levy	\$ 6,101,180		\$ 6,101,180	6,101,180	
Unrestricted Miscellaneous Revenues	3,000		3,000	18,852	\$ 15,852
Total Revenues from Local Sources	<u>6,104,180</u>		<u>6,104,180</u>	<u>6,120,032</u>	<u>15,852</u>
Revenues from State Sources:					
Categorical Transportation Aid	49,243		49,243	49,243	
Extraordinary Aid				43,585	43,585
Categorical Special Education Aid	303,322		303,322	303,322	
Equalization Aid	2,786,062		2,786,062	2,786,062	
Categorical Security Aid	95,302		95,302	95,302	
Adjustment Aid	100,129		100,129	100,129	
Excess Nonpublic School Transportation Costs				3,089	3,089
Homeless Tuition Reimbursement				36,453	36,453
Maintenance of Equity State Aid				9,504	9,504
Securing Our Children's Future Bond Act (Alyssa's Law)				23,080	23,080
TPAF Post Retirement Contributions (Non-Budgeted)				368,707	368,707
TPAF Pension Contributions (Non-Budgeted)				1,556,142	1,556,142
TPAF Non-Contributory Insurance (Non-Budgeted)				21,955	21,955
TPAF Long-Term Disability Insurance (Non-Budgeted)				655	655
Reimbursed TPAF Social Security Contributions				333,571	333,571
Total Revenues from State Sources	<u>3,334,058</u>		<u>3,334,058</u>	<u>5,730,799</u>	<u>2,396,741</u>
Revenues from Federal Sources:					
Medicaid Reimbursement	22,054		22,054	12,867	(9,187)
Other Federal Grants Passed through State - FEIMA				55,738	55,738
Total Revenues from Federal Sources	<u>22,054</u>		<u>22,054</u>	<u>68,605</u>	<u>46,551</u>
TOTAL REVENUE	<u>9,460,292</u>		<u>9,460,292</u>	<u>11,919,436</u>	<u>2,459,144</u>

FRANKLIN BOROUGH SCHOOL  
BUDGETARY COMPARISON SCHEDULE  
GENERAL FUND  
FOR THE FISCAL YEAR ENDED JUNE 30, 2022

	Original Budget	Budget Transfers	Final Budget	Actual	Variance Final to Actual
<b>GENERAL CURRENT EXPENSE</b>					
Regular Programs - Instruction:					
Kindergarten - Salaries of Teachers	\$ 261,915	\$ 33,073	\$ 294,988	\$ 291,706	\$ 3,282
Grades 1-5 - Salaries of Teachers	1,126,690	41,356	1,168,046	1,168,046	
Grades 6-8 - Salaries of Teachers	732,920	(62,144)	670,776	667,571	3,205
Regular Programs - Home Instruction:					
Salaries of Teachers	1,000	(299)	701		701
Purchased Professional-Educational Services		299	299	299	
Regular Programs - Undistributed Instruction:					
Other Purchased Services (400-500 series)	110,988	(6,078)	104,910	103,368	1,542
General Supplies	96,450	24,503	120,953	110,513	10,440
Textbooks	58,500	(5,425)	53,075	52,779	296
Other Objects	750		750		750
<b>Total Regular Programs - Instruction</b>	<b>2,389,213</b>	<b>25,285</b>	<b>2,414,498</b>	<b>2,394,282</b>	<b>20,216</b>
Special Education - Instruction:					
Learning and/or Language Disabilities:					
Salaries of Teachers	250,970	88,658	339,628	337,592	2,036
Other Salaries for Instruction	40,331	(17,523)	22,808	22,808	
General Supplies	4,095		4,095	3,045	1,050
<b>Total Learning and/or Language Disabilities</b>	<b>295,396</b>	<b>71,135</b>	<b>366,531</b>	<b>363,445</b>	<b>3,086</b>
Behavioral Disabilities:					
Salaries of Teachers	125,200	(61,813)	63,387	60,533	2,854
Other Salaries for Instruction	20,780	31,412	52,192	52,192	
General Supplies	1,500		1,500	435	1,065
<b>Total Behavioral Disabilities</b>	<b>147,480</b>	<b>(30,401)</b>	<b>117,079</b>	<b>113,160</b>	<b>3,919</b>
Resource Room/Resource Center:					
Salaries of Teachers	548,543	(79,993)	468,550	375,701	92,849
Other Salaries for Instruction	96,427	(21,000)	75,427	69,697	5,730
General Supplies	3,950		3,950	1,338	2,612
<b>Total Resource Room/Resource Center</b>	<b>648,920</b>	<b>(100,993)</b>	<b>547,927</b>	<b>446,736</b>	<b>101,191</b>

FRANKLIN BOROUGH SCHOOL  
BUDGETARY COMPARISON SCHEDULE  
GENERAL FUND  
FOR THE FISCAL YEAR ENDED JUNE 30, 2022

	Original Budget	Budget Transfers	Final Budget	Actual	Variance Final to Actual
Autism:					
Salaries of Teachers	\$ 88,935	\$ (2,225)	\$ 86,710	\$ 84,815	\$ 1,895
Other Salaries for Instruction	9,504	2,931	12,435	12,288	147
General Supplies	3,051	(2,582)	469	369	100
Total Autism	101,490	(1,876)	99,614	97,472	2,142
Preschool Disabilities - Full-Time:					
Other Salaries for Instruction	54,961	(50,644)	4,317		4,317
General Supplies	500		500		500
Total Preschool Disabilities - Full-Time	55,461	(50,644)	4,817		4,817
Home Instruction:					
Salaries of Teachers	3,000	3,439	6,439	6,439	
Purchased Professional-Educational Services	500		500		500
Total Home Instruction	3,500	3,439	6,939	6,439	500
TOTAL SPECIAL EDUCATION - INSTRUCTION	1,252,247	(109,340)	1,142,907	1,027,252	115,655
Basic Skills/Remedial - Instruction:					
Salaries of Teachers	223,140	(45,620)	177,520	162,105	15,415
General Supplies	1,375		1,375	249	1,126
Total Basic Skills/Remedial - Instruction	224,515	(45,620)	178,895	162,354	16,541
Bilingual Education - Instruction:					
Salaries of Teachers	19,300	28,591	47,891	47,891	
General Supplies	350	2,000	2,350	2,202	148
Total Bilingual Education - Instruction	19,650	30,591	50,241	50,093	148
School-Spon. Coccrrricular & Extracurricular Actvts. - Inst.:					
Salaries	40,679		40,679	33,938	6,741
Purchased Services (300-500 series)		2,000	2,000	2,000	
Supplies and Materials	3,000		3,000	2,764	236
Other Objects	500		500		500
Transfers to Cover Deficit (Agency Funds)	15,000		15,000	8,453	6,547
Total School-Spon. Coccrrricular & Extracurricular Actvts. - Inst.:	59,179	2,000.00	61,179	47,155	14,024

FRANKLIN BOROUGH SCHOOL  
BUDGETARY COMPARISON SCHEDULE  
GENERAL FUND  
FOR THE FISCAL YEAR ENDED JUNE 30, 2022

	Original Budget	Budget Transfers	Final Budget	Actual	Variance Final to Actual
School-Sponsored Athletics - Instruction:					
Salaries	\$ 45,000		\$ 45,000	\$ 39,012	\$ 5,988
Supplies and Materials	7,239	\$ 5,623	12,862	12,862	
Other Objects	750		750		750
Transfers to Cover Deficit (Agency Funds)	4,200		4,200	1,790	2,410
Total School-Sponsored Athletics - Instruction	<u>57,189</u>	<u>5,623</u>	<u>62,812</u>	<u>53,664</u>	<u>9,148</u>
Summer School - Instruction:					
Salaries of Teachers	41,475		41,475	28,144	13,331
Other Salaries of Instruction	10,900		10,900	10,536	364
Total Summer School - Instruction	<u>52,375</u>		<u>52,375</u>	<u>38,680</u>	<u>13,695</u>
Instructional/Alternative Education Program - Instruction:					
Salaries of Reading Specialists	63,688	(63,688)			
General Supplies	1,000	(1,000)			
Total Instructional/Alternative Education Program - Instruction	<u>64,688</u>	<u>(64,688)</u>			
Other Supplemental/At Risk Programs - Instruction:					
Salaries of Teachers	65,435	(9,035)	56,400	52,494	3,906
Salaries of Reading Specialists		63,688	63,688	29,336	34,352
General Supplies	1,550	2,000	3,550	1,541	2,009
Other Objects	350		350		350
Total Other Supplemental/At Risk Programs - Instruction	<u>67,335</u>	<u>56,653</u>	<u>123,988</u>	<u>83,371</u>	<u>40,617</u>
TOTAL INSTRUCTION	4,186,391	(99,496)	4,086,895	3,856,851	230,044
Undistributed Expenditures - Instruction:					
Tuition to Other LEAs Within the State-Special	13,560	(4,718)	8,842	8,842	
Tuition to Priv. Sch. for the Handicap, W/I State	25,000	36,978	61,978	61,978	
Total Undistributed Expenditures - Instruction	<u>38,560</u>	<u>32,260</u>	<u>70,820</u>	<u>70,820</u>	

FRANKLIN BOROUGH SCHOOL  
BUDGETARY COMPARISON SCHEDULE  
GENERAL FUND  
FOR THE FISCAL YEAR ENDED JUNE 30, 2022

	Original Budget	Budget Transfers	Final Budget	Actual	Variance Final to Actual
Undistributed Expenditures - Health Services:					
Salaries	\$ 77,219	\$ (2,630)	\$ 74,589	\$ 70,465	\$ 4,124
Purchased Professional and Technical Services	5,500		5,500	5,000	500
Other Purchased Services (400-500 series)	2,350		2,350	751	1,599
Supplies and Materials	5,500		5,500	2,124	3,376
Other Objects	350		350	199	151
Total Undistributed Expenditures - Health Services	90,919	(2,630)	88,289	78,539	9,750
Undistributed Expenditures - Speech, OT, PT, Related Services:					
Salaries	147,200	(26,134)	121,066	121,066	
Purchased Professional - Educational Services	100,000	(8,970)	91,030	1,477	89,553
Supplies and Materials	5,300		5,300	1,840	3,460
Total Undistributed Expenditures - Speech, OT, PT, Related Services	252,500	(35,104)	217,396	124,383	93,013
Undistributed Expenditures - Other Support -Students - Extraordinary					
Salaries	108,853	23,916	132,769	132,769	
Purchased Professional - Educational Services	78,000	(11,500)	66,500	6,144	60,356
Total Undistributed Expenditures - Other Support -Students - Extraordinary	186,853	12,416	199,269	138,913	60,356
Undistributed Expenditures - Guidance:					
Salaries of Other Professional Staff	70,040		70,040	35,735	34,305
Supplies and Materials	2,500		2,500	124	2,376
Total Undistributed Expenditures - Guidance	72,540		72,540	35,859	36,681
Undistributed Expenditures - Child Study Team:					
Salaries of Other Professional Staff	277,140	(37,347)	239,793	234,984	4,809
Salaries of Secretarial and Clerical Assistants	40,866	(5,089)	35,777	34,901	876
Purchased Professional - Educational Services	6,000	6,750	12,750	11,884	866
Other Purchased Services (400-500 series)	3,800		3,800	3,700	100
Supplies and Materials	2,000	600	2,600	2,167	433
Other Objects		150	150	150	
Total Undistributed Expenditures - Child Study Team	329,806	(34,936)	294,870	287,786	7,084

FRANKLIN BOROUGH SCHOOL  
BUDGETARY COMPARISON SCHEDULE  
GENERAL FUND  
FOR THE FISCAL YEAR ENDED JUNE 30, 2022

	Original Budget	Budget Transfers	Final Budget	Actual	Variance Final to Actual
Undistributed Expenditures - Improvement of Instruction Services:					
Salaries of Supervisors of Instruction	\$ 86,896	\$ (1,351)	\$ 85,545	\$ 85,545	\$ 216
Salaries of Secretarial and Clerical Assistants	41,103	(1,384)	41,103	40,887	8,616
Other Salaries	10,000		8,616	1,214	2,833
Unused Vacation Payment to Terminated/Retired Staff	4,047	(345)	4,047	2,369	286
Supplies and Materials	3,000	345	2,655	1,439	6
Other Objects	1,100	(2,735)	1,445	131,454	11,957
Total Undistributed Expenditures - Improvement of Instruction Services	146,146		143,411		
Undistributed Expenditures - Education Media Services/School Library:					
Salaries	97,565		97,565	94,575	2,990
Salaries of Technology Coordinators	68,850		68,850	68,850	
Supplies and Materials	3,800	1,500	5,300	4,028	1,272
Total Undistributed Expenditures - Education Media Services/School Library	170,215	1,500	171,715	167,453	4,262
Undist.Expend.-Instructional Staff Training Services:					
Purchased Professional - Educational Service	10,200		10,200	5,149	5,051
Other Purchased Services (400-500 series)	27,750		27,750	3,982	23,768
Supplies and Materials	750		750	628	122
Total Undist.Expend.-Instructional Staff Training Services	38,700		38,700	9,759	28,941
Undistributed Expenditures - Support Services - General Administration					
Salaries	203,267	1,715	204,982	204,930	52
Legal Services	32,500	(1,907)	30,593	11,865	18,728
Audit Fees	26,000		26,000	25,700	300
Architectural/Engineering Services	25,000	(10,243)	14,757	19,141	14,757
Communications / Telephone	20,846		20,846	19,141	1,705
BOE Other Purchased Services	6,500	(3,000)	3,500	900	2,600
Other Purch. Serv. (400-500 series other than 530 & 585)	40,191	10,243	50,434	42,738	7,696
General Supplies	5,000		5,000	3,453	1,547
BOE In-house training/ Meeting Supplies	500		500	380	120
Miscellaneous Expenditures	5,000	1,200	6,200	6,192	8
BOE Membership Dues and Fees	6,000	(1,008)	4,992	4,648	344
Total Undistributed Expenditures - Support Services - General Administration	370,804	(3,000)	367,804	319,947	47,857



FRANKLIN BOROUGH SCHOOL  
BUDGETARY COMPARISON SCHEDULE  
GENERAL FUND  
FOR THE FISCAL YEAR ENDED JUNE 30, 2022

	Original Budget	Budget Transfers	Final Budget	Actual	Variance Final to Actual
Undistributed Expenditures - Support Services - School Administration					
Salaries of Principals/Assistant Principals/Prog Director	\$ 100,238		\$ 100,238	100,238	
Salaries of Secretarial and Clerical Assistants	39,910	797	40,707	40,707	
Unused Vacation Payment to Terminated/Retired Staff	4,285		4,285	4,284	\$ 1
Other Purchased Services (400-500 series)	2,000	(1,647)	353	57	296
Supplies and Materials	2,742	4,950	7,692	6,259	1,433
Other Objects	2,250	(100)	2,150	1,889	261
Total Undistributed Expenditures - Support Services - School Administration	151,425	4,000	155,425	153,434	1,991
Undistributed Expenditures - Central Services:					
Salaries	175,145	(1,500)	173,645	166,995	6,650
Miscellaneous Purchased Services (400-500 series other than 594)	26,155	(2,080)	24,075	23,724	351
Supplies and Materials	3,800	2,513	6,313	6,313	
Other Objects	2,000	67	2,067	1,984	83
Total Undistributed Expenditures - Central Services	207,100	(1,000)	206,100	199,016	7,084
Undistributed Expenditures - Required Maintenance for School Facilities:					
Salaries	95,775	(7,600)	88,175	88,160	15
Cleaning, Repair, and Maintenance Services	120,425	204,448	324,873	224,680	100,193
Lead Testing of Drinking Water	7,000	(3,690)	3,310	3,310	
Other Objects	300		300	258	42
Total Undistributed Expenditures - Required Maintenance for School Facilities	223,500	193,158	416,658	316,408	100,250
Undistributed Expenditures - Custodial Services:					
Salaries	370,245	(19,603)	350,642	335,793	14,849
Cleaning, Repair, and Maintenance Services	122,000	(99,084)	22,916	22,916	
Other Purchased Property Services	29,600	760	30,360	27,302	3,058
Insurance	102,318	(778)	101,540	100,824	716
Miscellaneous Purchased Services	13,300	(275)	13,025	7,500	5,525
General Supplies	215,000		215,000	68,231	146,769
Energy (Natural Gas)	80,000	(3,252)	76,748	76,748	
Energy (Electricity)	80,000	(3,239)	76,761	64,638	12,123
Energy (Gasoline)	2,000	184	2,184	2,184	
Other Objects	1,000	1,275	2,275	1,999	276
Total Undistributed Expenditures - Custodial Services	1,015,463	(124,012)	891,451	708,135	183,316

FRANKLIN BOROUGH SCHOOL  
BUDGETARY COMPARISON SCHEDULE  
GENERAL FUND  
FOR THE FISCAL YEAR ENDED JUNE 30, 2022

	Original Budget	Budget Transfers	Final Budget	Actual	Variance Final to Actual
Undistributed Expenditures - Care and Upkeep of Grounds:					
Salaries	\$ 26,594		\$ 26,594	26,594	
Unused Vacation Payment to Terminated/Retired Staff	1,023		1,023	1,023	
Cleaning, Repair, and Maintenance Services	5,000	\$ 7,985	12,985	7,575	\$ 5,410
General Supplies	10,408	4,000	14,408	12,818	1,590
Total Undistributed Expenditures - Care And Upkeep Of Grounds	43,025	11,985	55,010	48,010	7,000
Undistributed Expenditures - Security:					
Salaries	41,430	2,286	43,716	43,716	
Purchased Professional and Technical Services	15,800	(10,624)	5,176	750	4,426
Cleaning, Repair, and Maintenance Services	2,000	3,123	5,123	1,954	3,169
General Supplies	17,000	(6,770)	10,230	6,245	3,985
Total Undistributed Expenditures - Security	76,230	(11,985)	64,245	52,665	11,580
Undistributed Expenditures - Operations And Maintenance Of Plant Services	1,358,218	69,146	1,427,364	1,125,218	302,146
Undistributed Expenditures - Student Transportation Services:					
Salaries for Pupil Transportation (Between Home and School)-Regular	50,009	(375)	49,634	33,399	16,235
Management Fee - ESC&CTSA Transportation Program	7,940	401	8,341	8,341	
Contract Services - Aid in Lieu of Payments - Nonpublic Students	4,000		4,000	4,000	
Contract Services - Aid in Lieu of Payments - Charter Students	2,000	(2,000)			
Contract Services-Aid in Lieu of Payments - Choice Students	15,000	(6,426)	8,574	7,339	1,235
Contract Services (Other than Between Home & School) - Vendors	24,000	(10,635)	13,365	7,360	6,005
Contract Services (Regular Students) - ESCs & CTSA	44,775	66,495	111,270	93,389	17,881
Contract Services(Special Education Students) - ESCs & CTSA	117,235	37,960	155,195	151,622	3,573
Total Undistributed Expenditures - Student Transportation Services	264,959	85,420	350,379	305,450	44,929
Unallocated Benefits:					
Group Insurance	6,400		6,400	6,162	238
Social Security Contributions	136,000	10,893	146,893	146,893	
Other Retirement Contributions - PERS	80,000	18,042	98,042	98,042	
Other Retirement Contributions - Regular	20,000	(684)	19,316	17,604	1,712
Unemployment Compensation	25,000		25,000	23,096	1,904

FRANKLIN BOROUGH SCHOOL  
BUDGETARY COMPARISON SCHEDULE  
GENERAL FUND  
FOR THE FISCAL YEAR ENDED JUNE 30, 2022

	Original Budget	Budget Transfers	Final Budget	Actual	Variance Final to Actual
Unallocated Benefits (Cont'd):					
Workers Compensation	\$ 95,127		\$ 95,127	\$ 84,363	\$ 10,764
Health Benefits	1,501,390	\$ (36,338)	1,465,052	1,109,699	355,353
Tuition Reimbursement	61,102		61,102	37,502	23,600
Other Employee Benefits	39,800		39,800	32,453	7,347
Unused Sick Payment to Terminated/Retired Staff	45,000	(10,209)	34,791	11,676	23,115
Total Unallocated Benefits	<u>2,009,819</u>	<u>(18,296)</u>	<u>1,991,523</u>	<u>1,567,490</u>	<u>424,033</u>
On-Behalf Contributions (Non-Budgeted)					
TPAF Post Retirement Contributions (Non-Budgeted)				368,707	(368,707)
TPAF Pension Contributions (Non-Budgeted)				1,556,142	(1,556,142)
TPAF Non-Contributory Insurance (Non-Budgeted)				21,955	(21,955)
TPAF Long-Term Disability Insurance (Non-Budgeted)				655	(655)
Reimbursed TPAF Social Security Contributions				333,571	(333,571)
Total On-Behalf Contributions (Non-Budgeted)				<u>2,281,030</u>	<u>(2,281,030)</u>
Total Personal Services -Employee Benefits	<u>2,009,819</u>	<u>(18,296)</u>	<u>1,991,523</u>	<u>3,848,520</u>	<u>(1,856,997)</u>
TOTAL UNDISTRIBUTED EXPENDITURES	<u>5,688,564</u>	<u>107,041</u>	<u>5,795,605</u>	<u>6,996,551</u>	<u>(1,200,946)</u>
TOTAL GENERAL CURRENT EXPENSE	<u>9,874,955</u>	<u>7,545</u>	<u>9,882,500</u>	<u>10,853,402</u>	<u>(970,902)</u>
CAPITAL OUTLAY					
Equipment	80,000		80,000	45,584	34,416
Grades 1-5					
Undistributed:					
Undistributed Expenditures - Child Study Teams		2,582	2,582	2,582	
Undistributed Expenditures - Central Services		4,560	4,560		4,560
Undistributed Expenditures - Care and Upkeep of Grounds		85,615	85,615	45,620	39,995
Total Equipment	<u>80,000</u>	<u>92,757</u>	<u>172,757</u>	<u>93,786</u>	<u>78,971</u>

FRANKLIN BOROUGH SCHOOL  
BUDGETARY COMPARISON SCHEDULE  
GENERAL FUND  
FOR THE FISCAL YEAR ENDED JUNE 30, 2022

	Original Budget	Budget Transfers	Final Budget	Actual	Variance Final to Actual
Facilities Acquisition and Construction Services:					
Architectural/Engineering Services	\$ 924,000	\$ 39,000	\$ 39,000	\$ 39,000	
Construction Services	4,133	(39,000)	885,000	885,000	
Assessment for Debt Service on SDA Funding	928,133		4,133	4,133	
Total Facilities Acquisition and Construction Services	1,008,133	92,757	1,100,890	1,021,919	\$ 78,971
TOTAL CAPITAL OUTLAY					
Transfer of Funds to Charter Schools	81,649	(29,529)	52,120	52,120	
TOTAL EXPENDITURES	10,964,737	70,773	11,035,510	11,927,441	(891,931)
Excess/(Deficit) of Revenues Over/(Under) Expenditures	(1,504,445)	(70,773)	(1,575,218)	(8,005)	(1,567,213)
Other Financing Sources/(Uses):					
Operating Transfer Out - Preschool Education Expansion Aid		(134,880)	(134,880)	(134,880)	
Other Item - Cancellation of Accounts Receivable Prior Years				(41,559)	41,559
Total Other Financing Sources/(Uses)		(134,880)	(134,880)	(176,439)	41,559
Excess/(Deficit) of Revenues and Other Financing Sources Over/(Under) Expenditures and Other Financing Uses	(1,504,445)	(205,653)	(1,710,098)	(184,444)	1,525,654
Fund Balance, July 1	3,666,413		3,666,413	3,666,413	
Fund Balance, June 30	\$ 2,161,968	\$ (205,653)	\$ 1,956,315	\$ 3,481,969	\$ 1,525,654

FRANKLIN BOROUGH SCHOOL  
BUDGETARY COMPARISON SCHEDULE  
GENERAL FUND  
FOR THE FISCAL YEAR ENDED JUNE 30, 2022

	<u>Original Budget</u>	<u>Budget Transfers</u>	<u>Final Budget</u>	<u>Actual</u>	<u>Variance Final to Actual</u>
<u>Recapitulation:</u>					
Restricted Fund Balance:					
Excess Surplus - Restricted For 2023-2024	\$			500,000	
Excess Surplus - Restricted For 2022-2023				500,000	
Capital Reserve				1,235,686	
Maintenance Reserve				644,505	
Assigned Fund Balance:					
Year End Encumbrances				154,348	
Unassigned Fund Balance				447,430	
				<u>3,481,969</u>	
Reconciliation to Governmental Funds Statement (GAAP):					
Last State Aid Payments not Recognized on GAAP basis				(333,077)	
Fund Balance per Governmental Funds (GAAP)				<u>\$ 3,148,892</u>	

FRANKLIN BOROUGH SCHOOL  
BUDGETARY COMPARISON SCHEDULE  
SPECIAL REVENUE FUND  
FOR THE FISCAL YEAR ENDED JUNE 30, 2022

	Original Budget	Budget Transfers	Final Budget	Actual	Variance Final to Actual
<b>REVENUES:</b>					
Local Sources		\$ 50,659	\$ 50,659	\$ 44,148	\$ (6,511)
State Sources	\$ 1,463,232	43,431	1,506,663	800,562	(706,101)
Federal Sources	238,702	1,297,533	1,536,235	770,876	(765,359)
<b>Total Revenues</b>	<b>1,701,934</b>	<b>1,391,623</b>	<b>3,093,557</b>	<b>1,615,586</b>	<b>(1,477,971)</b>
<b>Other Financing Sources:</b>					
Transfer In - Board Contribution - General Fund		134,880	134,880	134,880	
<b>Total Revenues and Other Financing Sources</b>	<b>1,701,934</b>	<b>1,526,503</b>	<b>3,228,437</b>	<b>1,750,466</b>	<b>(1,477,971)</b>
<b>EXPENDITURES:</b>					
<b>Instruction:</b>					
Salaries of Teachers	298,052	278,582	576,634	466,946	109,688
Other Salaries for Instruction	182,034	69,791	251,825	251,287	538
Purchased Professional and Technical Services	8,000	103,839	111,839	104,744	7,095
Tuition	143,333	(60,538)	82,795	82,795	
General Supplies	31,696	14,126	45,822	29,909	15,913
Other Objects		1,000	1,000		1,000
<b>Total Instruction</b>	<b>663,115</b>	<b>406,800</b>	<b>1,069,915</b>	<b>935,681</b>	<b>134,234</b>
<b>Support Services:</b>					
Salaries of Supervisors of Instruction	18,304	2,735	21,039	21,039	
Salaries of Other Professional Staff	25,959	17,604	43,563	43,563	
Salaries of Master Teachers	60,000		60,000	36,750	23,250
Personal Services - Employee Benefits	257,237	48,847	306,084	265,950	40,134
Purchased Professional and Technical Services	8,462	99,089	107,551	51,182	56,369
Cleaning, Repair and Maintenance Services	268,857	(17,604)	251,253	52,932	198,321
Student Activities		26,464	26,464	26,464	
<b>Total Support Services</b>	<b>638,819</b>	<b>177,135</b>	<b>815,954</b>	<b>497,880</b>	<b>318,074</b>
<b>Facilities Acquisition:</b>					
Instructional Equipment	100,000		100,000		100,000
Non-Instructional Equipment	300,000	944,343	1,244,343	318,680	925,663
<b>Total Facilities Acquisition</b>	<b>400,000</b>	<b>944,343</b>	<b>1,344,343</b>	<b>318,680</b>	<b>1,025,663</b>
<b>Total Expenditures</b>	<b>\$ 1,701,934</b>	<b>\$ 1,528,278</b>	<b>\$ 3,230,212</b>	<b>\$ 1,752,241</b>	<b>\$ 1,477,971</b>
<b>Excess (Deficiency) of Revenue Over (Under) Expenditures</b>	<b>\$ -0-</b>	<b>\$ (1,775)</b>	<b>\$ (1,775)</b>	<b>\$ (1,775)</b>	<b>\$ -0-</b>

FRANKLIN BOROUGH SCHOOL DISTRICT  
REQUIRED SUPPLEMENTARY INFORMATION  
BUDGETARY COMPARISON SCHEDULE  
NOTE TO RSI  
FOR THE FISCAL YEAR ENDED JUNE 30, 2022

Note A - Explanation of Differences between Budgetary Inflows and Outflows and  
GAAP Revenues and Expenditures

	General Fund	Special Revenue Fund
	<u>          </u>	<u>          </u>
Sources/Inflows of Resources		
Actual Amounts (Budgetary Basis) "Revenue" and Other Financing Sources from the Budgetary Comparison Schedule	\$ 11,919,436	\$ 1,615,586
Difference - Budgetary to GAAP:		
Prior Year State Aid Payments Recognized for GAAP Purposes, not Recognized for Budgetary Statements	322,428	129,977
Current Year State Aid Payments Recognized for Budgetary Purposes, not Recognized for GAAP Statements	<u>(333,077)</u>	<u>(86,238)</u>
Total Revenues and Other Financing Sources as Reported on the Statement of Revenues, Expenditures and Changes in Fund Balances - Governmental Funds	<u>\$ 11,908,787</u>	<u>\$ 1,659,325</u>
Uses/Outflows of Resources:		
Actual Amounts (Budgetary Basis) "Total Outflows" from the Budgetary Comparison Schedule	<u>\$ 11,927,441</u>	<u>\$ 1,752,241</u>
Total Expenditures as Reported on the Statement of Revenues, Expenditures, and Changes in Fund Balances - Governmental Funds	<u>\$ 11,927,441</u>	<u>\$ 1,752,241</u>

Annual appropriated budgets are prepared in the spring of each year for the general, special revenue, and debt service funds. The budget for the fiscal year ended June 30, 2022 was submitted to the County office and was approved by a vote of the Board of Education. Budgets are prepared using the modified accrual basis of accounting. The legal level of budgetary control is established at line item accounts within each fund. Line item accounts are defined as the lowest (most specific) level of detail as established pursuant to the minimum chart of accounts referenced in N.J.A.C. 6:20-2A.2(m)1. Transfers of appropriations may be made by School Board resolution at any time during the fiscal year. All budgetary amounts presented in the accompanying supplementary information reflect the original budget and the amended budget (which have been adjusted for legally authorized revisions of the annual budgets during the year).

Formal budgetary integration into the accounting system is employed as a management control device during the year. For governmental funds, there are no substantial differences between the budgetary basis of accounting and generally accepted accounting principles, with the exception of the special revenue fund as noted below. Encumbrance accounting is also employed as an extension of formal budgetary integration in the governmental fund types. Unencumbered appropriations lapse at fiscal year end.

FRANKLIN BOROUGH SCHOOL  
REQUIRED SUPPLEMENTARY INFORMATION  
BUDGETARY COMPARISON SCHEDULE  
NOTE TO RSI  
FOR THE FISCAL YEAR ENDED JUNE 30, 2022

Note A - Explanation of Differences between Budgetary Inflows and Outflows and  
GAAP Revenues and Expenditures

The accounting records of the special revenue fund are maintained on the grant accounting budgetary basis except for student activities. The grant accounting budgetary basis differs from GAAP in that the grant accounting budgetary basis recognizes encumbrances as expenditures and also recognizes the related revenue, whereas the GAAP basis does not. Sufficient supplemental records are maintained to allow for the presentation of GAAP basis financial reports.

The general and the special revenue funds budgetary revenue differs from the GAAP revenue due to a difference in the recognition of the last two state aid payments for the current year. Since the State is recording the last two state aid payments in the subsequent fiscal year, the District cannot recognize these payments on the GAAP financial statements.



SCHOOL LEVEL SCHEDULES  
(NOT APPLICABLE)

SPECIAL REVENUE FUND

FRANKLIN BOROUGH SCHOOL  
SPECIAL REVENUE FUND  
COMBINING SCHEDULE OF PROGRAM REVENUE AND EXPENDITURES - BUDGETARY BASIS  
FOR THE FISCAL YEAR ENDED JUNE 30, 2022

	I.D.E.A.			
	Basic - ARP	Basic	Preschool - ARP	Preschool
<b>REVENUES:</b>				
Local Sources				
State Sources				
Federal Sources	\$ 24,538	\$ 179,706	\$ 2,084	\$ 10,065
Total Revenues	<u>24,538</u>	<u>179,706</u>	<u>2,084</u>	<u>10,065</u>
<b>Other Financing Sources:</b>				
Transfer In - Board Contribution - General Fund				
Total Revenues and Other Financing Sources	<u>24,538</u>	<u>179,706</u>	<u>2,084</u>	<u>10,065</u>
<b>EXPENDITURES:</b>				
<b>Instruction:</b>				
Salaries of Teachers			2,084	
Other Salaries for Instruction				10,065
Purchased Professional and Technical Services		96,911		
Tuition		82,795		
General Supplies				
Total Instruction		<u>179,706</u>	<u>2,084</u>	<u>10,065</u>
<b>Support Services:</b>				
Salaries of Supervisors of Instruction				
Salaries of Other Professional Staff				
Salaries of Master Teachers				
Personal Services - Employee Benefits				
Purchased Professional and Technical Services	24,538			
Cleaning, Repair and Maintenance Services				
Student Activities				
Total Support Services	<u>24,538</u>			
<b>Facilities Acquisition:</b>				
Non-Instructional Equipment				
Total Facilities Acquisition				
Total Expenditures	<u>\$ 24,538</u>	<u>\$ 179,706</u>	<u>\$ 2,084</u>	<u>\$ 10,065</u>

FRANKLIN BOROUGH SCHOOL  
SPECIAL REVENUE FUND  
COMBINING SCHEDULE OF PROGRAM REVENUE AND EXPENDITURES - BUDGETARY BASIS  
FOR THE FISCAL YEAR ENDED JUNE 30, 2022

	<u>Elementary and Secondary Education Act</u>			<u>Preschool Education Aid</u>
	<u>Title I</u>	<u>Title IIA</u>	<u>Title IV</u>	
<b>REVENUES:</b>				
Local Sources				
State Sources				\$ 800,562
Federal Sources	\$ 97,440	\$ 11,513	\$ 11,333	
Total Revenues	<u>97,440</u>	<u>11,513</u>	<u>11,333</u>	<u>800,562</u>
<b>Other Financing Sources:</b>				
Transfer In - Board Contribution - General Fund				134,880
Total Revenues and Other Financing Sources	<u>97,440</u>	<u>11,513</u>	<u>11,333</u>	<u>935,442</u>
<b>EXPENDITURES:</b>				
<b>Instruction:</b>				
Salaries of Teachers	22,900	413		363,781
Other Salaries for Instruction	62,587			178,635
Purchased Professional and Technical Services			7,833	
Tuition				
General Supplies	1,108		3,500	7,846
Total Instruction	<u>86,595</u>	<u>413</u>	<u>11,333</u>	<u>550,262</u>
<b>Support Services:</b>				
Salaries of Supervisors of Instruction				21,039
Salaries of Other Professional Staff				43,563
Salaries of Master Teachers				36,750
Personal Services - Employee Benefits	10,305			223,216
Purchased Professional and Technical Services	540	11,100		
Cleaning, Repair and Maintenance Services				52,932
Student Activities				
Total Support Services	<u>10,845</u>	<u>11,100</u>		<u>377,500</u>
<b>Facilities Acquisition:</b>				
Non-Instructional Equipment				7,680
Total Facilities Acquisition				<u>7,680</u>
Total Expenditures	<u>\$ 97,440</u>	<u>\$ 11,513</u>	<u>\$ 11,333</u>	<u>\$ 935,442</u>

FRANKLIN BOROUGH SCHOOL  
SPECIAL REVENUE FUND  
COMBINING SCHEDULE OF PROGRAM REVENUE AND EXPENDITURES - BUDGETARY BASIS  
FOR THE FISCAL YEAR ENDED JUNE 30, 2022

	<u>CRRSA</u>			<u>Private Donations</u>
	<u>ESSER II</u>	<u>Learning Acceleration</u>	<u>Mental Health</u>	
REVENUES:				
Local Sources				\$ 19,459
State Sources				
Federal Sources	\$ 290,797	\$ 18,750	\$ 44,495	
Total Revenues	<u>290,797</u>	<u>18,750</u>	<u>44,495</u>	<u>19,459</u>
Other Financing Sources:				
Transfer In - Board Contribution - General Fund				
Total Revenues and Other Financing Sources	<u>290,797</u>	<u>18,750</u>	<u>44,495</u>	<u>19,459</u>
EXPENDITURES:				
Instruction:				
Salaries of Teachers		13,393	28,925	1,000
Other Salaries for Instruction				
Purchased Professional and Technical Services				
Tuition				
General Supplies				17,455
Total Instruction		<u>13,393</u>	<u>28,925</u>	<u>18,455</u>
Support Services:				
Salaries of Supervisors of Instruction				
Salaries of Other Professional Staff				
Salaries of Master Teachers				
Personal Services - Employee Benefits		5,357	11,570	
Purchased Professional and Technical Services			4,000	1,004
Student Activities				
Total Support Services		<u>5,357</u>	<u>15,570</u>	<u>1,004</u>
Facilities Acquisition:				
Non-Instructional Equipment	290,797			
Total Facilities Acquisition	<u>290,797</u>			
Total Expenditures	<u>\$ 290,797</u>	<u>\$ 18,750</u>	<u>\$ 44,495</u>	<u>\$ 19,459</u>

FRANKLIN BOROUGH SCHOOL  
SPECIAL REVENUE FUND  
COMBINING SCHEDULE OF PROGRAM REVENUE AND EXPENDITURES - BUDGETARY BASIS  
FOR THE FISCAL YEAR ENDED JUNE 30, 2022

	<u>ARP</u>		
	<u>ESSER III</u>	<u>Learning Acceleration</u>	<u>Mental Health</u>
<b>REVENUES:</b>			
Local Sources			
State Sources			
Federal Sources	\$ 20,203	\$ 49,952	\$ 10,000
Total Revenues	<u>20,203</u>	<u>49,952</u>	<u>10,000</u>
<b>Other Financing Sources:</b>			
Transfer In - Board Contribution - General Fund			
Total Revenues and Other Financing Sources	<u>20,203</u>	<u>49,952</u>	<u>10,000</u>
<b>EXPENDITURES:</b>			
<b>Instruction:</b>			
Salaries of Teachers		34,450	
Other Salaries for Instruction			
Purchased Professional and Technical Services			
Tuition			
General Supplies			
Total Instruction		<u>34,450</u>	
<b>Support Services:</b>			
Salaries of Supervisors of Instruction			
Salaries of Other Professional Staff			
Salaries of Master Teachers			
Personal Services - Employee Benefits		15,502	
Purchased Professional and Technical Services			10,000
Cleaning, Repair and Maintenance Services			
Student Activities			
Total Support Services		<u>15,502</u>	<u>10,000</u>
<b>Facilities Acquisition:</b>			
Non-Instructional Equipment	20,203		
Total Facilities Acquisition	<u>20,203</u>		
Total Expenditures	<u>\$ 20,203</u>	<u>\$ 49,952</u>	<u>\$ 10,000</u>

FRANKLIN BOROUGH SCHOOL  
SPECIAL REVENUE FUND  
COMBINING SCHEDULE OF PROGRAM REVENUE AND EXPENDITURES - BUDGETARY BASIS  
FOR THE FISCAL YEAR ENDED JUNE 30, 2022

	<u>Student Activities</u>	<u>Totals</u>
REVENUES:		
Local Sources	\$ 24,689	\$ 44,148
State Sources		800,562
Federal Sources		770,876
	<hr/>	<hr/>
Total Revenues	24,689	1,615,586
	<hr/>	<hr/>
Other Financing Sources:		
Transfer In - Board Contribution - General Fund		134,880
	<hr/>	<hr/>
Total Revenues and Other Financing Sources	24,689	1,750,466
	<hr/>	<hr/>
EXPENDITURES:		
Instruction:		
Salaries of Teachers		466,946
Other Salaries for Instruction		251,287
Purchased Professional and Technical Services		104,744
Tuition		82,795
General Supplies		29,909
	<hr/>	<hr/>
Total Instruction		935,681
	<hr/>	<hr/>
Support Services:		
Salaries of Supervisors of Instruction		21,039
Salaries of Other Professional Staff		43,563
Salaries of Master Teachers		36,750
Personal Services - Employee Benefits		265,950
Purchased Professional and Technical Services		51,182
Cleaning, Repair and Maintenance Services		52,932
Student Activities	26,464	26,464
	<hr/>	<hr/>
Total Support Services	26,464	497,880
	<hr/>	<hr/>
Facilities Acquisition:		
Non-Instructional Equipment		318,680
	<hr/>	<hr/>
Total Facilities Acquisition		318,680
	<hr/>	<hr/>
Total Expenditures	\$ 26,464	\$ 1,752,241
	<hr/> <hr/>	<hr/> <hr/>

FRANKLIN BOROUGH SCHOOL  
SPECIAL REVENUE FUND  
PRESCHOOL EDUCATION AID SCHEDULE OF EXPENDITURES  
BUDGETARY BASIS  
FOR THE FISCAL YEAR ENDED JUNE 30, 2022

District-Wide Total

	<u>Budgeted</u>	<u>Actual</u>	<u>Variance</u>
<b>EXPENDITURES:</b>			
<b>Instruction:</b>			
Salaries of Teachers	\$ 365,039	\$ 363,781	\$ 1,258
Other Salaries for Instruction	179,172	178,635	537
General Supplies	14,696	7,846	6,850
<b>Total Instruction</b>	<b>558,907</b>	<b>550,262</b>	<b>8,645</b>
<b>Support Services:</b>			
Salaries of Supervisors of Instruction	21,039	21,039	
Salaries of Other Professional Staff	43,563	43,563	
Salaries of Master Teachers	60,000	36,750	23,250
Personal Services – Employee Benefits	263,350	223,216	40,134
Cleaning, Repair, and Maintenance Services	251,253	52,932	198,321
<b>Total Support Services</b>	<b>639,205</b>	<b>377,500</b>	<b>261,705</b>
<b>Equipment:</b>			
Instructional equipment	100,000		100,000
Noninstructional Equipment	300,000	7,680	292,320
<b>Total Equipment</b>	<b>400,000</b>	<b>7,680</b>	<b>392,320</b>
<b>Total Expenditures</b>	<b>\$ 1,598,112</b>	<b>\$ 935,442</b>	<b>\$ 662,670</b>

CALCULATION OF BUDGET & CARRYOVER

Total Revised 2021-2022 Preschool Education Aid Allocation	\$ 863,232
Actual Preschool Expansion Aid Carryover (June 30, 2021)	643,430
Add: Budgeted Transfer from General Fund 2021-2022	134,880
Add: Budgeted Tuition 2021-2022	-0-
Total Preschool Education Aid Funds Available for 2021-2022	1,641,542
Less: 2021-2022 Budgeted Preschool Education Expansion Aid Funds	(1,598,112)
Available & Unbudgeted Preschool Education Expansion Aid Funds as of June 30, 2022	43,430
Add: June 30, 2022 Unexpended Preschool Education Expansion Aid	662,670
Add: Cancellation of Prior Year Encumbrances	-0-
Less: 2021-2022 Commissioner Approved Transfer to the General Fund	-0-
2021-2022 Carryover - Preschool Education Expansion Aid	<u>\$ 706,100</u>
2021-2022 Carryover - Preschool Education Expansion Aid Budgeted for Preschool Programs in 2022-2023	<u>\$ -0-</u>



CAPITAL PROJECTS FUND  
(NOT APPLICABLE)

PROPRIETARY FUNDS

FRANKLIN BOROUGH SCHOOL DISTRICT  
FOOD SERVICE ENTERPRISE FUND  
STATEMENT OF NET POSITION  
JUNE 30, 2022

ASSETS:

Current Assets:	
Cash and Cash Equivalents	\$ 172,081
Intergovernmental Accounts Receivable:	
State	475
Federal	30,297
Inventories	4,551
	<hr/>
Total Current Assets	207,404
	<hr/>
Non-Current Assets:	
Capital Assets	149,121
Less: Accumulated Depreciation	(129,143)
	<hr/>
Total Non-Current Assets	19,978
	<hr/>
Total Assets	227,382
	<hr/>

LIABILITIES:

Current Liabilities:	
Unearned Revenue:	
Prepaid Meals	2,082
Donated Commodities	772
	<hr/>
Total Liabilities	2,854
	<hr/>

NET POSITION:

Investment in Capital Assets	19,978
Unrestricted	204,550
	<hr/>
Total Net Position	\$ 224,528
	<hr/> <hr/>

FRANKLIN BOROUGH SCHOOL DISTRICT  
FOOD SERVICE ENTERPRISE FUND  
STATEMENT OF REVENUE, EXPENSES AND CHANGES IN FUND NET POSITION  
FOR THE FISCAL YEAR ENDED JUNE 30, 2022

Operating Revenue:	
Local Sources:	
Miscellaneous Revenue	\$ 8,385
Total Operating Revenue	<u>8,385</u>
Operating Expenses:	
Cost of Sales:	
Reimbursable Programs	153,542
Salaries	83,069
Benefits and Payroll Taxes	24,401
Supplies, Insurance and Other Costs	10,155
Management Fee	8,240
Depreciation Expense	1,359
Total Operating Expenses	<u>280,766</u>
Operating Loss	(272,381)
Non-Operating Income:	
State Sources:	
COVID 19 - Seamless Summer Option	6,467
Federal Sources:	
COVID 19 - Seamless Summer Option	381,748
COVID 19 - Emergency Operational Cost Reimbursement Program	15,261
COVID 19 - Pandemic Electronic Benefit Transfer (P-EBT)	1,242
Food Distribution Program	25,801
Total Non-Operating Income	<u>430,519</u>
Change in Net Position Before Other Items	158,138
Other Items:	
Cancellation of Prior Year Accounts Receivable	<u>(1,088)</u>
Change in Net Position	157,050
Net Position - Beginning of Year	<u>67,478</u>
Net Position - End of Year	<u><u>\$ 224,528</u></u>

FRANKLIN BOROUGH SCHOOL DISTRICT  
FOOD SERVICE ENTERPRISE FUND  
STATEMENT OF CASH FLOWS  
FOR THE FISCAL YEAR ENDED JUNE 30, 2022

Cash Flows from Operating Activities:	
Receipts from Customers	\$ 6,636
Payments to Food Service Contractor	(246,608)
Payments to Suppliers	(6,087)
	<hr/>
Net Cash Used for Operating Activities	(246,059)
	<hr/>
Cash Flows from Capital and Related Financing Activities:	
Purchase of Capital Assets	(2,174)
	<hr/>
Net Cash Used for Capital and Related Financing Activities	(2,174)
	<hr/>
Cash Flows from Noncapital Financing Activities:	
State Sources	6,842
Federal Sources	384,964
	<hr/>
Net Cash Provided by Noncapital Financing Activities	391,806
	<hr/>
Net Increase in Cash and Cash Equivalents	143,573
Cash and Cash Equivalents, July 1	28,508
	<hr/>
Cash and Cash Equivalents, June 30	\$ 172,081
	<hr/> <hr/>
Reconciliation of Operating Loss to Net Cash Used for Operating Activities:	
Operating Loss	\$ (272,381)
Adjustment to Reconcile Operating Loss to Net Cash Used for Operating Activities:	
Depreciation	1,359
Food Distribution Program	25,801
Changes in Assets and Liabilities:	
(Decrease) in Unearned Revenue	(3,252)
Decrease in Inventory	2,414
	<hr/>
Net Cash Used for Operating Activities	\$ (246,059)
	<hr/> <hr/>

Noncash Investing, Capital and Financing Activities:

The Food Service Enterprise Fund received U.S.D.A. Commodities through the Food Distribution Program valued at \$24,298 and utilized U.S.D.A. Commodities valued at \$25,801.

FIDUCIARY ACTIVITIES  
(NOT APPLICABLE)

LONG-TERM DEBT  
(NOT APPLICABLE)

**STATISTICAL SECTION**  
**(UNAUDITED)**

This part of the District’s annual comprehensive financial report presents detailed information as a context for understanding what the information in the financial statements, note disclosures and required supplementary information says about the District’s overall financial health.

**Contents**

	<b><u>Exhibit</u></b>
<b>Financial Trends</b> These schedules contain trend information to help the reader understand how the District's financial performance and well-being have changed over time.	J-1 thru J-5
<b>Revenue Capacity</b> These schedules contain information to help the reader assess the factors affecting the District's ability to generate its property taxes.	J-6 thru J-9
<b>Debt Capacity</b> These schedules present information to help the reader assess the affordability of the District's current levels of outstanding debt and the District's ability to issue additional debt in the future.	J-10 thru J-13
<b>Demographic and Economic Information</b> These schedules offer demographic and economic indicators to help the reader understand the environment within which the District's financial activities take place and to help make comparisons over time and with other governments.	J-14 thru J-15
<b>Operating Information</b> These schedules contain information about the District's operations and resources to help the reader understand how the District's financial information relates to the services the School provides and the activities it performs.	J-16 thru J-20

**Sources:** Unless otherwise noted, the information in these schedules is derived from the annual comprehensive financial report for the relevant year.



FRANKLIN BOROUGH SCHOOL DISTRICT  
NET POSITION BY COMPONENT,  
LAST TEN FISCAL YEARS  
ACCURAL BASIS OF ACCOUNTING  
UNAUDITED

June 30,

	2013	2014	2015	2016	2017	2018	2019	2020	2021	2022
<b>Governmental Activities</b>										
Net Investment in Capital Assets	\$ 1,011,225	\$ 945,150	\$ 1,088,306	\$ 1,103,719	\$ 1,102,023	\$ 1,021,654	\$ 1,016,419	\$ 1,545,738	\$ 1,701,650	\$ 3,053,837
Restricted	1,108,545	1,256,363	1,425,446	1,755,145	1,900,732	2,265,723	2,518,831	2,592,326	3,220,938	2,882,006
Unrestricted/(Deficit)	(247,365)	(2,308,360)	(2,327,492)	(2,334,868)	(2,368,703)	(2,332,354)	(2,274,981)	(2,249,746)	(2,098,225)	(1,685,642)
<b>Total Governmental Activities Net Position/(Deficit)</b>	<b>\$ 1,872,405</b>	<b>\$ (106,847)</b>	<b>\$ 186,260</b>	<b>\$ 523,996</b>	<b>\$ 634,052</b>	<b>\$ 955,023</b>	<b>\$ 1,260,269</b>	<b>\$ 1,888,318</b>	<b>\$ 2,824,363</b>	<b>\$ 4,250,201</b>
<b>Business-type Activities</b>										
Investment in Capital Assets	\$ 24,266	\$ 21,977	\$ 22,859	\$ 27,153	\$ 24,610	\$ 23,248	\$ 21,887	\$ 20,525	\$ 19,163	\$ 19,978
Unrestricted	48,628	45,410	34,353	49,507	52,400	61,958	47,173	42,895	48,315	204,550
<b>Total Business-type Activities Net Position</b>	<b>\$ 72,894</b>	<b>\$ 67,387</b>	<b>\$ 57,212</b>	<b>\$ 76,660</b>	<b>\$ 77,010</b>	<b>\$ 85,206</b>	<b>\$ 69,060</b>	<b>\$ 63,420</b>	<b>\$ 67,478</b>	<b>\$ 224,528</b>
<b>District-wide</b>										
Net Investment in Capital Assets	\$ 1,035,491	\$ 967,127	\$ 1,111,165	\$ 1,130,872	\$ 1,126,633	\$ 1,044,902	\$ 1,038,306	\$ 1,566,263	\$ 1,720,813	\$ 3,073,815
Restricted	1,108,545	1,256,363	1,425,446	1,755,145	1,900,732	2,265,723	2,518,831	2,592,326	3,220,938	2,882,006
Unrestricted/(Deficit)	(198,737)	(2,262,950)	(2,293,139)	(2,285,361)	(2,316,303)	(2,270,396)	(2,227,808)	(2,206,851)	(2,049,910)	(1,481,092)
<b>Total District Net Position/(Deficit)</b>	<b>\$ 1,945,299</b>	<b>\$ (39,460)</b>	<b>\$ 243,472</b>	<b>\$ 600,656</b>	<b>\$ 711,062</b>	<b>\$ 1,040,229</b>	<b>\$ 1,329,329</b>	<b>\$ 1,951,738</b>	<b>\$ 2,891,841</b>	<b>\$ 4,474,729</b>

FRANKLIN BOROUGH SCHOOL DISTRICT  
CHANGES IN NET POSITION, LAST TEN FISCAL YEARS  
ACCURAL BASIS OF ACCOUNTING  
UNAUDITED

	Fiscal Year Ended June 30,									
	2013	2014	2015	2016	2017	2018	2019	2020	2021	2022
<b>Expenses:</b>										
<b>Governmental Activities:</b>										
<b>Instruction:</b>										
Regular	\$ 3,262,853	\$ 3,299,543	\$ 3,968,504	\$ 4,143,993	\$ 4,847,531	\$ 5,207,660	\$ 4,617,962	\$ 3,648,626	\$ 4,435,032	\$ 4,664,395
Special Education	1,887,048	1,682,982	1,945,012	2,143,384	2,409,841	2,574,713	2,113,949	1,549,166	2,046,034	1,763,782
Other Special Education	103,423	102,233	149,879	192,107	236,397	154,783	182,560	237,287	404,047	353,510
School Sponsored/Other Instruction										306,004
<b>Support Services:</b>										
Tuition	289,976	280,636	240,643	205,752	211,412	177,504	173,351	282,231	184,226	153,615
Student & Instruction Related Services	1,052,331	1,086,900	1,207,823	1,269,307	1,380,867	1,302,730	1,788,622	1,610,021	1,718,831	1,912,940
General Administrative Services	407,769	384,579	269,481	326,741	431,185	300,607	287,679	192,191	302,820	433,899
School Administrative Services	281,741	281,723	424,057	391,912	354,562	376,740	420,342	328,245	382,822	249,606
Central Services	289,215	282,428	262,464	243,173	255,064	278,786	269,025	212,799	238,606	293,688
Plant Operations and Maintenance	960,088	1,051,540	999,695	1,026,072	1,055,725	1,091,168	1,024,541	1,015,786	1,126,568	1,159,125
Pupil Transportation	212,738	235,386	293,369	317,747	308,356	265,043	322,373	262,254	235,854	313,155
Transfer of Funds to Charter School	72,557	91,239	82,088	45,715	93,505	159,517	159,524	126,870	93,435	52,120
Capital Outlay	2,680	4,133	23,733	25,148	4,133	4,133	4,133	4,133	6,131	
Unallocated Depreciation	139,490	85,921	66,132	91,150	101,685	101,989	99,441	112,781	110,314	
Total Governmental Activities Expenses	9,086,014	8,992,271	10,053,006	10,566,078	11,830,069	12,184,402	11,643,388	11,488,412	11,481,800	11,655,839
<b>Business-type Activities:</b>										
Food Service	169,208	171,026	177,280	177,935	171,043	148,613	186,577	137,589	170,791	280,766
Total Business-type Activities Expense	169,208	171,026	177,280	177,935	171,043	148,613	186,577	137,589	170,791	280,766
Total District Expenses	\$ 9,255,222	\$ 9,163,297	\$ 10,230,286	\$ 10,744,013	\$ 12,001,112	\$ 12,333,015	\$ 11,829,965	\$ 11,626,001	\$ 11,652,591	\$ 11,936,605
<b>Program Revenues:</b>										
<b>Governmental Activities:</b>										
Charges for Services:										
Instruction (Tuition)	\$ 89,992	\$ 86,715	\$ 46,043	\$ 46,016	\$ 33,907	\$ 123,902	\$ 12,352	\$ 22,933	\$ 57,577	\$ 24,689
Operating Grants and Contributions	1,598,952	1,420,590	2,483,155	2,861,736	3,619,892	3,987,926	3,307,919	3,337,421	3,415,059	3,994,793
Total Governmental Activities Program Revenues	1,688,944	1,507,305	2,529,198	2,907,752	3,653,799	4,111,828	3,320,271	3,360,354	3,472,636	4,019,482
<b>Business-type Activities:</b>										
Charges for Services:										
Food Service	\$ 64,821	\$ 62,019	\$ 56,561	\$ 55,740	\$ 54,157	\$ 49,744	\$ 47,586	\$ 29,491	\$ 2,109	\$ 430,519
Operating Grants and Contributions - Food Service	101,215	103,402	110,473	111,579	117,149	106,969	122,724	102,390	172,679	430,519
Total Business-type Activities Program Revenues	166,036	165,421	167,034	167,319	171,306	156,713	170,310	131,881	174,788	430,519
Total District Program Revenues	\$ 1,854,980	\$ 1,672,726	\$ 2,696,232	\$ 3,075,071	\$ 3,825,105	\$ 4,268,541	\$ 3,490,581	\$ 3,492,235	\$ 3,647,424	\$ 4,450,001

FRANKLIN BOROUGH SCHOOL DISTRICT  
CHANGES IN NET POSITION, LAST TEN FISCAL YEARS  
ACCURAL BASIS OF ACCOUNTING

UNAUDITED  
(Continued)

	Fiscal Year Ended June 30,									
	2013	2014	2015	2016	2017	2018	2019	2020	2020	2021
Net (Expense)/Revenue:										
Governmental Activities	\$ (7,397,070)	\$ (7,484,966)	\$ (7,523,808)	\$ (7,658,326)	\$ (8,176,270)	\$ (8,072,574)	\$ (8,323,117)	\$ (8,128,058)	\$ (8,009,164)	\$ (7,636,357)
Business-type Activities	(3,172)	(5,605)	(10,246)	(10,616)	263	8,100	(16,267)	(5,708)	3,997	149,753
Total District-wide Net Expense	\$ (7,400,242)	\$ (7,490,571)	\$ (7,534,054)	\$ (7,668,942)	\$ (8,176,007)	\$ (8,064,474)	\$ (8,339,384)	\$ (8,133,766)	\$ (8,005,167)	\$ (7,486,604)
General Revenues and Other Changes in Net Position:										
Governmental Activities:										
Property Taxes Levied for General Purposes, Net	\$ 4,496,313	\$ 4,586,239	\$ 4,806,638	\$ 4,994,231	\$ 5,181,152	\$ 5,334,774	\$ 5,651,469	\$ 5,810,534	\$ 5,981,549	\$ 6,101,180
Unrestricted Grants and Contributions	2,823,561	2,936,990	2,968,021	2,967,845	2,976,727	2,955,286	2,933,868	2,935,872	2,907,531	2,983,722
Investment Earnings & Other Miscellaneous Income	88,747	48,208	42,256	52,635	128,447	103,485	43,026	9,701	56,129	18,852
Cancellation of Prior Year Accounts Receivable										(41,559)
Cancellation of Prior Year Accounts Payable				11,351						
Transfers	5,000			(30,000)						
Total Governmental Activities	\$ 7,413,621	\$ 7,571,437	\$ 7,816,915	\$ 7,996,062	\$ 8,286,326	\$ 8,393,545	\$ 8,628,363	\$ 8,756,107	\$ 8,945,209	\$ 9,062,195
Business-type Activities:										
Investment Earnings	\$ 92	\$ 98	\$ 71	\$ 64	\$ 87	\$ 96	\$ 121	\$ 68	\$ 61	\$ 8,385
Transfers	(5,000)			30,000						(1,088)
Cancellation of Prior Year Accounts Receivable										
Total Business-type Activities	\$ (4,908)	\$ 98	\$ 71	\$ 30,064	\$ 87	\$ 96	\$ 121	\$ 68	\$ 61	\$ 7,297
Total District-wide	\$ 7,408,713	\$ 7,571,535	\$ 7,816,986	\$ 8,026,126	\$ 8,286,413	\$ 8,393,641	\$ 8,628,484	\$ 8,756,175	\$ 8,945,270	\$ 9,069,492
Change in Net Position										
Governmental Activities	\$ 16,551	\$ 86,471	\$ 293,107	\$ 337,736	\$ 110,056	\$ 320,971	\$ 305,246	\$ 628,049	\$ 936,045	\$ 1,425,838
Business-type Activities	(8,080)	(5,507)	(10,175)	19,448	350	8,196	(16,146)	(5,640)	4,058	157,050
Total District	\$ 8,471	\$ 80,964	\$ 282,932	\$ 357,184	\$ 110,406	\$ 329,167	\$ 289,100	\$ 622,409	\$ 940,103	\$ 1,582,888

FRANKLIN BOROUGH SCHOOL DISTRICT  
 FUND BALANCES, GOVERNMENTAL FUNDS,  
 LAST TEN FISCAL YEARS  
 MODIFIED ACCRUAL BASIS OF ACCOUNTING  
 UNAUDITED

June 30,

	2013	2014	2015	2016	2017	2018	2019	2020	2021	2022
General Fund										
Restricted	\$ 1,108,545	\$ 1,256,363	\$ 1,425,446	\$ 1,755,145	\$ 1,900,732	\$ 2,265,723	\$ 1,669,063	\$ 2,592,326	\$ 3,217,348	\$ 2,880,191
Assigned	84,875	83,751	61,366	28,995	74,674	110,454	14,592	115,613	81,445	154,348
Unassigned									45,192	114,353
Total General Fund	\$ 1,193,420	\$ 1,340,114	\$ 1,486,812	\$ 1,784,140	\$ 1,975,406	\$ 2,376,177	\$ 1,683,655	\$ 2,707,939	\$ 3,343,985	\$ 3,148,892
All Other Governmental Funds										
Restricted	\$ 1	\$ 1					\$ 41,118	\$ (65,205)	\$ 3,590	\$ 1,815
Unassigned/(Deficit)									(129,977)	(86,238)
Total All Other Governmental Funds/(Deficit)	\$ 1	\$ 1	\$ -0-	\$ -0-	\$ -0-	\$ -0-	\$ 41,118	\$ (65,205)	\$ (126,387)	\$ (84,423)
Total Governmental Funds	\$ 1,193,421	\$ 1,340,115	\$ 1,486,812	\$ 1,784,140	\$ 1,975,406	\$ 2,376,177	\$ 1,724,773	\$ 2,642,734	\$ 3,217,598	\$ 3,064,469

FRANKLIN BOROUGH SCHOOL DISTRICT  
CHANGES IN FUND BALANCES, GOVERNMENTAL FUNDS,  
LAST TEN FISCAL YEARS  
MODIFIED ACCRUAL BASIS OF ACCOUNTING  
UNAUDITED

	Fiscal Year Ended June 30,									
	2013	2014	2015	2016	2017	2018	2019	2020	2021	2022
<b>Revenues</b>										
Tax Levy	\$ 4,496,313	\$ 4,586,239	\$ 4,806,638	\$ 4,994,231	\$ 5,181,152	\$ 5,334,774	\$ 5,651,469	\$ 5,810,534	\$ 5,981,549	\$ 6,101,180
Tuition Charges	89,992	86,715	46,043	46,016	33,907	123,902	12,352	22,933	57,577	40,374
Restricted Miscellaneous Revenue	88,747	50,208	49,659	52,935	131,547	104,485	58,499	40,209	56,129	38,311
Unrestricted Miscellaneous Revenue	4,077,746	4,041,782	4,155,973	4,296,337	4,356,212	4,598,093	4,840,301	5,560,205	5,612,386	6,564,451
State Sources	344,767	313,798	366,544	370,870	369,404	333,393	321,771	299,167	412,788	839,481
Federal Sources	9,097,565	9,078,742	9,424,857	9,760,389	10,072,222	10,494,647	10,884,392	11,733,048	12,160,803	13,568,112
<b>Total Revenue</b>										
<b>Expenditures</b>										
<b>Instruction</b>										
Regular Instruction	2,159,809	2,260,337	2,300,768	2,319,582	2,449,913	2,446,209	2,584,258	2,758,427	2,824,765	3,138,108
Special Education Instruction	1,273,651	1,153,575	1,140,808	1,192,849	1,159,365	1,203,722	1,112,212	1,068,254	1,133,139	1,136,312
Other Special Instruction	66,141	66,966	77,340	94,806	96,608	64,232	87,497	208,868	220,363	212,447
School-Sponsored/Other Instruction	87,628	85,297	82,426	94,537	92,671	103,028	106,772	174,179	107,143	222,870
<b>Support Services:</b>										
Tuition	289,976	280,636	240,643	205,752	211,412	177,504	173,351	282,231	184,226	153,615
Student & Other Instruction Related Services	822,296	839,398	921,425	1,002,833	1,013,109	971,930	1,319,390	1,437,458	1,428,173	1,472,026
General Administrative Services	331,587	315,652	326,451	326,793	350,929	299,736	315,537	348,124	332,398	319,947
School Administrative Services	177,628	182,600	160,539	180,564	174,726	181,550	151,483	163,348	157,267	153,434
Central Services	223,158	219,411	207,915	193,722	195,788	215,127	201,015	212,799	198,857	199,016
Plant Operations and Maintenance	839,624	932,194	858,763	871,810	918,127	895,646	854,313	976,778	981,264	1,125,218
Student Transportation	212,738	232,714	279,449	304,906	292,739	253,929	309,679	246,100	224,930	305,450
Unallocated Benefits	2,372,178	2,231,685	2,353,927	2,461,472	2,702,567	3,028,348	3,094,347	3,017,685	3,352,344	3,848,520
Transfer of Funds to Charter School	72,557	91,239	82,088	45,715	93,505	159,517	159,524	126,870	93,435	52,120
Capital Outlay	35,915	40,344	245,617	149,071	123,489	99,406	139,209	720,275	347,635	1,340,599
<b>Total Expenditures</b>	8,964,886	8,932,048	9,278,159	9,444,412	9,874,948	10,099,884	10,608,587	11,741,396	11,585,939	13,679,682
<b>Excess/(Deficit) of Revenues Over/(Under) Expenditures</b>	132,679	146,694	146,698	315,977	197,274	394,763	275,805	(8,348)	574,864	(111,570)

FRANKLIN BOROUGH SCHOOL DISTRICT  
CHANGES IN FUND BALANCES, GOVERNMENTAL FUNDS,  
LAST TEN FISCAL YEARS  
MODIFIED ACCRUAL BASIS OF ACCOUNTING

UNAUDITED  
(Continued)

	Fiscal Year Ended June 30,									
	2013	2014	2015	2016	2017	2018	2019	2020	2020	2021
Other Financing Sources/(Uses)										
Cancellation of Prior Year Accounts Payable/Receivable				\$ 11,351				\$ 117,791	\$ 128,160	\$ (41,559)
Transfers In	\$ 5,000							(117,791)	(128,160)	
Transfers out				(30,000)						
Total Other Financing Sources/(Uses)	5,000			(18,649)						(41,559)
Net Change in Fund Balances	\$ 137,679	\$ 146,694	\$ 146,698	\$ 297,328	\$ 197,274	\$ 394,763	\$ 275,805	\$ (8,348)	\$ 574,864	\$ (153,129)
Debt Service as a Percentage of										
Noncapital Expenditures	0.00%	0.00%	0.00%	0.00%	0.00%	0.00%	0.00%	0.00%	0.00%	0.00%

Source: School District Financial Reports

FRANKLIN BOROUGH SCHOOL DISTRICT  
GENERAL FUND - OTHER LOCAL REVENUE BY SOURCE  
LAST TEN FISCAL YEARS  
UNAUDITED

Fiscal Year Ending June 30,	Interest on Investments	Tuition	Rentals - Use of Facilities	Prior Year Refunds	Other	Total
2013	\$ 3,663	\$ 89,992	\$ 1,500	\$ 51,454	\$ 32,130	\$ 178,739
2014	3,872	86,715	3,000	8,563	32,773	134,923
2015	4,379	46,043	3,000	56	34,821	88,299
2016	4,865	46,016	3,000	7,942	36,828	98,651
2017	5,004	33,907	3,000	47,011	73,432	162,354
2018	5,579	123,902		77,207	20,699	227,387
2019	3,907	12,352		39,119		55,378
2020	6,129	22,933		3,572		32,634
2021	6,641	57,577		49,488		113,706
2022	7,149			8,473	3,230	18,852

Source: Franklin Borough School District Financial Reports.

FRANKLIN BOROUGH SCHOOL DISTRICT  
ASSESSED VALUE AND ACTUAL VALUE OF TAXABLE PROPERTY  
LAST TEN YEARS  
UNAUDITED

Year Ended Dec. 31	Vacant Land	Residential	Farm Regular	Farm Qualified	Commercial	Industrial	Apartment	Public Utilities <sup>a</sup>	Net Valuation Taxable	Tax-Exempt Property	Total Assessed Value	Total Direct School Tax Rate <sup>b</sup>	Actual (County Equalized Value)
2012	\$ 14,345,200	\$ 309,071,200	\$ 5,238,000	\$ 226,100	\$ 114,519,600	\$ 12,949,100	\$ 7,207,500	\$ 1,634,573	\$ 465,191,273	\$ 57,677,700	\$ 522,868,973	\$ 0.96	\$ 494,108,058
2013	14,492,100	308,457,400	5,104,600	226,100	111,148,900	12,949,100	7,213,800	1,397,027	460,989,027	57,681,000	518,670,027	0.99	447,347,266
2014	12,909,900	248,180,400	4,097,500	222,500	108,720,600	9,924,600	6,723,300	1,591,221	392,370,021	57,771,400	450,141,421	1.20	403,786,555
2015	13,861,600	247,749,100	4,259,500	226,100	107,220,100	9,924,600	6,657,700	1,859,830	391,758,530	58,016,800	449,775,330	1.25	418,389,622
2016	12,331,200	248,846,800	3,950,200	210,400	116,839,400	9,924,600	6,690,800	1,838,649	400,632,049	57,714,700	458,346,749	1.27	421,019,872
2017	12,135,200	248,664,900	4,000,100	210,500	115,978,000	9,924,600	6,690,800	1,760,484	399,364,584	57,793,900	457,158,484	1.32	417,593,307
2018	12,646,400	248,416,400	4,000,100	189,700	114,131,800	9,428,000	6,981,100	1,774,920	397,568,420	57,385,300	454,953,720	1.38	411,468,592
2019	12,628,900	248,081,900	4,000,100	189,700	110,923,500	9,428,000	10,587,700	2,007,431	397,847,231	54,890,400	452,737,631	1.44	406,210,837
2020	12,639,300	248,772,600	4,270,500	178,400	109,576,200	9,375,900	10,737,700	2,214	395,550,600	54,526,300	450,076,900	1.49	421,959,917
2021	11,834,700	248,494,600	4,270,500	158,000	108,597,600	9,375,900	10,887,700	2,192	393,619,000	54,031,600	447,650,600	1.55	436,813,801

^ - Reassessment of property was effective in 2014

Note: Real property is required to be assessed at some percentage of true value (fair or market value) established by each county board of taxation. Reassessment occurs when ordered by the County Board of Taxation.

<sup>a</sup> Taxable Value of Machinery, Implements and Equipment of Telephone, Telegraph and Messenger System Companies.

<sup>b</sup> Tax rates are per \$100 of Assessed Valuation.

Source: Franklin Borough Tax Assessor.



FRANKLIN BOROUGH SCHOOL DISTRICT  
DIRECT AND OVERLAPPING PROPERTY TAX RATES  
LAST TEN YEARS  
UNAUDITED  
*(Rate per \$100 of Assessed Value)*

Year Ended December 31,	Direct School Rate		Overlapping Rates			Total Direct and Overlapping Tax Rate
	Basic School Rate <sup>a</sup>	Total Direct School Rate	Municipality	County	Regional High School	
2012	\$ 0.957	\$ 0.957	\$ 0.932	\$ 0.493	\$ 0.457	\$ 2.839
2013	0.985	0.985	0.972	0.476	0.485	2.918
2014	1.197 ^	1.197 ^	1.183 ^	0.536 ^	0.565 ^	3.481
2015	1.251	1.251	1.211	0.551	0.559	3.571
2016	1.270	1.270	1.172	0.575	0.544	3.561
2017	1.316	1.316	1.171	0.597	0.555	3.639
2018	1.382	1.382	1.173	0.600	0.575	3.730
2019	1.441	1.441	1.177	0.588	0.588	3.794
2020	1.491	1.491	1.226	0.623	0.634	3.974
2021	1.550	1.550	1.263	0.650	0.640	4.103

^ - Reassessment of property was effective in 2014

Note: NJSA 18A:7F-5d limits the amount that the district can submit for the General Fund tax levy. The levy when added to other components of the District's net budget may not exceed the prebudget year net budget by more than the spending growth limitation calculation.

<sup>a</sup> The District's basic tax rate is calculated from the A4F form which is submitted with the budget and the Net Valuation Taxable.  
<sup>b</sup> Rates for debt service are based on each year's requirements.

Source: Franklin Borough Tax Collector and School Business Administrator.

FRANKLIN BOROUGH SCHOOL DISTRICT  
PRINCIPAL PROPERTY TAXPAYERS  
CURRENT YEAR AND NINE YEARS AGO  
UNAUDITED

Taxpayer	2022			2013		
	Assessed Value	Rank	% of Total District Net Assessed Value	Assessed Value	Rank	% of Total District Net Assessed Value
Wal-Mart				\$ 11,941,000	1	2.57%
Franklin 23				10,621,200	2	2.28%
Transbanc International				9,057,700	3	1.95%
Weis Markets, Inc.				7,500,000	4	1.61%
Hillside Estates at Franklin				4,839,000	5	1.04%
Wurtsboro Associates				4,784,500	6	1.03%
Braen Aggregates, LLC				4,623,600	7	0.99%
Sterling Plaza, Inc				3,900,000	8	0.84%
KAJ Franklin, LLC				3,438,800	9	0.74%
Durling Realty LLC				2,845,600	10	0.61%
<b>Total</b>	<b>\$ -</b>		<b>0.00%</b>	<b>\$ 63,551,400</b>		<b>13.66%</b>

INFORMATION IS NOT AVAILABLE

Note - A reassessment of property was effective in 2014.

Source: Franklin Borough Tax Assessor.

FRANKLIN BOROUGH SCHOOL DISTRICT  
PROPERTY TAX LEVIES AND COLLECTIONS  
LAST TEN FISCAL YEARS  
UNAUDITED

Fiscal Year Ended June 30,	Taxes Levied for the Fiscal Year	Collected within the Fiscal Year of the Levy <sup>a</sup>		Collections in Subsequent Years
		Amount	Percentage of Levy	
2013	\$ 4,496,313	\$ 4,496,313	100.00%	- 0 -
2014	4,586,239	4,586,239	100.00%	- 0 -
2015	4,806,638	4,806,638	100.00%	- 0 -
2016	4,994,231	4,994,231	100.00%	- 0 -
2017	5,181,152	5,181,152	100.00%	- 0 -
2018	5,334,774	5,334,774	100.00%	- 0 -
2019	5,651,469	5,651,469	100.00%	- 0 -
2020	5,810,534	5,810,534	100.00%	- 0 -
2021	5,981,549	5,981,549	100.00%	- 0 -
2022	6,101,180	6,101,180	100.00%	- 0 -

<sup>a</sup> School taxes are collected by the Municipal Tax Collector. Under New Jersey State Statute, a municipality is required to remit to the school district the entire property tax balance, in the amount voted upon or certified prior to the end of the school year.

Source: Franklin Borough School District records including the Certificate and Report of School Taxes (A4F form)

FRANKLIN BOROUGH SCHOOL DISTRICT  
RATIOS OF OUTSTANDING DEBT BY TYPE  
LAST TEN FISCAL YEARS  
UNAUDITED

Fiscal Year Ended June 30,	Governmental Activities			Business- Type Activities		Total District	Percentage of Personal Income <sup>a</sup>	Per Capita <sup>a</sup>
	General Obligation Bonds	Financed Purchases	Bond Anticipation Notes (BANs)	Financed Purchases				
2013	\$ - 0 -	\$ - 0 -	\$ - 0 -	\$ - 0 -	\$ - 0 -	\$ - 0 -	\$ - 0 -	\$ - 0 -
2014	- 0 -	- 0 -	- 0 -	- 0 -	- 0 -	- 0 -	- 0 -	- 0 -
2015	- 0 -	- 0 -	- 0 -	- 0 -	- 0 -	- 0 -	- 0 -	- 0 -
2016	- 0 -	- 0 -	- 0 -	- 0 -	- 0 -	- 0 -	- 0 -	- 0 -
2017	- 0 -	- 0 -	- 0 -	- 0 -	- 0 -	- 0 -	- 0 -	- 0 -
2018	- 0 -	- 0 -	- 0 -	- 0 -	- 0 -	- 0 -	- 0 -	- 0 -
2019	- 0 -	- 0 -	- 0 -	- 0 -	- 0 -	- 0 -	- 0 -	- 0 -
2020	- 0 -	- 0 -	- 0 -	- 0 -	- 0 -	- 0 -	- 0 -	- 0 -
2021	- 0 -	- 0 -	- 0 -	- 0 -	- 0 -	- 0 -	- 0 -	- 0 -
2022	- 0 -	- 0 -	- 0 -	- 0 -	- 0 -	- 0 -	- 0 -	- 0 -

Note: Details regarding the District's outstanding debt can be found in the notes to the financial statements.

<sup>a</sup> See Exhibit J-14 for personal income and population data. These ratios are calculated using personal income and population for the prior calendar year.

Source: Franklin Borough School District Financial Reports.

FRANKLIN BOROUGH SCHOOL DISTRICT  
RATIOS OF NET GENERAL BONDED DEBT OUTSTANDING  
LAST TEN FISCAL YEARS  
UNAUDITED

Fiscal Year Ended June 30,	General Bonded Debt Outstanding			Percentage of Actual Taxable Value <sup>a</sup> of Property	Per Capita <sup>b</sup>
	General Obligation Bonds	Deductions	Net General Bonded Debt Outstanding		
2013	\$ - 0 -	\$ - 0 -	\$ - 0 -	0.00%	\$ - 0 -
2014	- 0 -	- 0 -	- 0 -	0.00%	- 0 -
2015	- 0 -	- 0 -	- 0 -	0.00%	- 0 -
2016	- 0 -	- 0 -	- 0 -	0.00%	- 0 -
2017	- 0 -	- 0 -	- 0 -	0.00%	- 0 -
2018	- 0 -	- 0 -	- 0 -	0.00%	- 0 -
2019	- 0 -	- 0 -	- 0 -	0.00%	- 0 -
2020	- 0 -	- 0 -	- 0 -	0.00%	- 0 -
2021	- 0 -	- 0 -	- 0 -	0.00%	- 0 -
2022	- 0 -	- 0 -	- 0 -	0.00%	- 0 -

Note: Details regarding the district's outstanding debt can be found in the notes to the financial statements.

<sup>a</sup> See Exhibit J-6 for property tax data. This ratio is calculated using valuation data for the prior calendar year.  
<sup>b</sup> See Exhibit J-14 for population data. This ratio is calculated using population for the prior calendar year.

Source: Franklin Borough School District Financial Reports.

FRANKLIN BOROUGH SCHOOL DISTRICT  
RATIOS OF OVERLAPPING GOVERNMENTAL ACTIVITIES DEBT  
AS OF DECEMBER 31, 2021  
UNAUDITED

<u>Governmental Unit</u>	<u>Debt Outstanding</u>	<u>Estimated Percentage Applicable</u>	<u>Estimated Share of Overlapping Debt</u>
Debt repaid with property taxes:			
Franklin Borough General Debt	\$ 2,418,770	100.00%	\$ 2,418,770
Sussex County General Obligation Debt	91,877,126	2.442%	2,243,196
Wallkill Valley Regional High School Debt	1,780,000	21.36%	<u>380,292</u>
Subtotal, Overlapping Debt as of December 31, 2021			5,042,258
Franklin Borough School District Direct Debt			<u>- 0 -</u>
Total Direct And Overlapping Debt			<u>\$ 5,042,258</u>

Note: Overlapping governments are those that coincide, at least in part, with the geographic boundaries of the District. This schedule estimates the portion of the outstanding debt of those overlapping governments that is borne by the residents and businesses of Franklin. This process recognizes that, when considering the District's ability to issue and repay long-term, the entire debt burden borne by the residents and businesses should be taken into account. However this does not imply that every taxpayer is a resident, and therefore responsible for repaying the debt, of each overlapping unit.

<sup>a</sup> For debt repaid with property taxes, the percentage of overlapping debt applicable is estimated using taxable equalized property values. Applicable percentages were estimated by determining the portion of Franklin Borough's equalized property value that is within the Sussex County's boundaries and dividing it by Sussex County's total equalized property value.

Sources: Assessed value data used to estimate applicable percentages provided by the Sussex County Board of Taxation; debt outstanding data provided by each governmental unit.

FRANKLIN BOROUGH SCHOOL DISTRICT  
LEGAL DEBT MARGIN INFORMATION  
LAST TEN FISCAL YEARS  
UNAUDITED

	Fiscal Year									
	2013	2014	2015	2016	2017	2018	2019	2020	2021	2022
Debt Limit	\$ 14,563,904	\$ 13,535,302	\$ 12,703,824	\$ 12,309,935	\$ 12,383,647	\$ 12,325,133	\$ 12,269,395	\$ 12,323,109	\$ 12,598,261	\$ 13,459,777
Total Net Debt Applicable to Limit	- 0 -	- 0 -	- 0 -	- 0 -	- 0 -	- 0 -	- 0 -	- 0 -	- 0 -	- 0 -
Legal Debt Margin	\$ 14,563,904	\$ 13,535,302	\$ 12,703,824	\$ 12,309,935	\$ 12,383,647	\$ 12,325,133	\$ 12,269,395	\$ 12,323,109	\$ 12,598,261	\$ 13,459,777
Total Net Debt Applicable to the Limit As a Percentage of Debt Limit	0.00%	0.00%	0.00%	0.00%	0.00%	0.00%	0.00%	0.00%	0.00%	0.00%

	Legal Debt Margin Calculation for Fiscal Year 2022	
	Year	Equalized Valuation Basis
Average Equalized Valuation of Taxable Property	2019	\$ 420,435,263
	2020	437,120,787
	2021	488,421,640
		<u>\$ 1,345,977,690</u>
		<u>\$ 448,659,230</u>
Debt Limit (3% of average equalization value) <sup>a</sup>		\$ 13,459,777
Net Bonded School Debt as of June 30, 2022		- 0 -
Legal Debt Margin		<u>\$ 13,459,777</u>

<sup>a</sup> Limit set by NJSIA 18A:24-19 for a K through 8 district; other % limits would be applicable for other districts.

Source: Equalized valuation bases were obtained from the Annual Report of the State of New Jersey, Department of Treasury, Division of Taxation.

FRANKLIN BOROUGH SCHOOL DISTRICT  
DEMOGRAPHIC AND ECONOMIC STATISTICS  
LAST TEN FISCAL YEARS  
UNAUDITED

Year	Population <sup>a</sup>	Franklin Borough Income Personal Income <sup>b</sup>	Sussex County Per Capita Personal Income <sup>c</sup>	Unemployment Rate <sup>d</sup>
2013	4,928	\$ 254,895,872	\$ 51,724	10.60%
2014	4,899	265,114,284	54,116	8.20%
2015	4,833	269,304,426	55,722	6.30%
2016	4,793	274,768,311	57,327	6.20%
2017	4,763	281,702,872	59,144	5.80%
2018	4,746	292,026,126	61,531	5.20%
2019	4,728	303,934,752	64,284	4.60%
2020	4,697	318,522,358	67,814	11.50%
2021	4,938	334,865,532 ***	67,814 *	7.60%
2022	4,938 **	334,865,532 ***	67,814 *	N/A

\* - Latest Sussex County per capita personal income available (2020) was used for calculation purposes.

\*\* - Latest population data available (2021) was used for calculation purposes.

\*\*\* - Latest available population data (2021) and latest available Sussex County per capita personal income (2020) was used for calculation purposes.

N/A - Information not available

Sources:

<sup>a</sup> Population information provided by the NJ Dept of Labor and Workforce Development

<sup>b</sup> Personal income has been estimated based upon the municipal population and per capita personal income presented

<sup>c</sup> Per capita personal income by municipality estimated based upon the 2000 Census published by the US Bureau of Economic Analysis.

<sup>d</sup> Unemployment data provided by the NJ Dept of Labor and Workforce Development



FRANKLIN BOROUGH SCHOOL DISTRICT  
 PRINCIPAL EMPLOYERS, COUNTY OF SUSSEX  
 CURRENT YEAR AND NINE YEARS AGO  
UNAUDITED

2021		2013	
Employer	Employees	Employer	Employees
		Percentage of Total Employment	Percentage of Total Employment
Selective Insurance Group Inc.	1,000-4,999	1.40%-7.00%	2,000
Crystal Springs Resort	1,000-4,999	1.40%-7.00%	1,200
Newton Medical Center	500-999	0.70%-1.40%	900
Sussex County Offices	500-999	0.70%-1.40%	830
Thorlabs	500-999	0.70%-1.40%	800
Mountain Creek Resort	500-999	0.70%-1.40%	445
Shop Rite	250-499	0.35%-0.70%	301
Sussex County Community College	250-499	0.35%-0.70%	300
United Methodist Community Bristol Glen	250-499	0.35%-0.70%	300
Andover Subacute & Rehab Center	100-249	0.14%-0.35%	287
	<u>4,850-15,740</u>	<u>4.07%-12.91%</u>	<u>7,363</u>
Total Employment - Sussex County	<u>71,425</u>		<u>75,252</u>
			<u>9.78%</u>

Source: County of Sussex

FRANKLIN BOROUGH SCHOOL DISTRICT  
FULL-TIME EQUIVALENT DISTRICT EMPLOYEES BY FUNCTION/PROGRAM

LAST TEN FISCAL YEARS

UNAUDITED

*(Accrual Basis of Accounting)*

<u>Function/Program:</u>	2013	2014	2015	2016	2017	2018	2019	2020	2021	2022
Instruction:										
Regular	35.3	35.3	35.3	36.9	36.7	32.2	31.5	33.6	32.5	34.6
Special Education	17.0	17.0	17.0	18.0	18.0	15.0	14.0	13.0	13.0	10.0
Other	2.2	2.2	2.2	2.2	2.2	2.1	2.4	2.7	2.0	2.0
Support Services:										
Student & Instruction Related Services	12.4	13.0	18.2	17.3	18.0	29.2	28.6	29.0	35.8	33.0
School Administrative Services	3.0	3.0	3.0	3.0	3.0	2.1	2.0	2.0	2.0	2.0
General Administrative Services	2.1	2.1	2.1	2.1	2.1	2.0	2.1	2.1	2.1	2.1
Central Services	3.0	3.0	3.0	3.0	3.0	3.0	3.0	3.0	2.5	2.6
Plant Operations and Maintenance	6.9	6.9	6.9	6.9	6.9	6.8	6.9	5.9	7.3	7.3
	<u>81.9</u>	<u>82.5</u>	<u>87.7</u>	<u>89.4</u>	<u>89.9</u>	<u>92.4</u>	<u>90.5</u>	<u>91.3</u>	<u>97.2</u>	<u>93.6</u>

Source: Franklin Borough School District Financial Reports.

FRANKLIN BOROUGH SCHOOL DISTRICT  
OPERATING STATISTICS  
LAST TEN FISCAL YEARS  
UNAUDITED

Fiscal Year	Enrollment	Operating Expenditures <sup>a</sup>	Cost Per Pupil	Percentage Change	Teaching Staff <sup>b</sup>	Pupil/Teacher Ratio		Average Daily Enrollment (ADE) <sup>c</sup>	Average Daily Attendance (ADA) <sup>c</sup>	% Change in Average Daily Enrollment	Student Attendance Percentage
						Elementary Schools	Schools				
2013	492	\$ 8,928,971	\$ 18,148	8.01%	44.0	1:11.2	492	467	-1.40%	94.92%	
2014	464	8,893,718	19,167	5.62%	44.0	1:10.6	464	446	-5.69%	96.12%	
2015	471	9,034,557	19,182	0.07%	44.0	1:10.7	471	454	1.51%	96.39%	
2016	467	9,297,357	19,909	3.79%	45.9	1:10.2	467	446	-0.85%	95.50%	
2017	491	9,753,476	19,865	-0.22%	45.3	1:10.2	491	464	5.14%	94.50%	
2018	428	10,000,478	23,366	17.62%	49.3	1:11.2	488	462	-0.61%	94.67%	
2019	428	11,602,187	27,108	16.02%	47.9	1:11.2	471	441	-3.48%	93.63%	
2020	454	11,021,121	24,276	-10.45%	49.4	1:11.3	468	449	-0.64%	95.94%	
2021	472	11,238,304	23,810	-1.92%	47.5	1:11.3	473	430	1.07%	90.91%	
2022	490	12,227,513	24,954	4.81%	46.6	1:11.3	480	439	1.48%	91.46%	

Note: Enrollment based on annual October District count.

<sup>a</sup> Operating expenditures equal total expenditures less debt service and capital outlay.

<sup>b</sup> Teaching staff includes only full-time equivalents of certificated staff.

<sup>c</sup> Average daily enrollment and average daily attendance are obtained from the School Register Summary (SRS).

<sup>d</sup> The Cost per Pupil calculated above is the sum of the operating expenditures divided by enrollment. This cost per pupil may be different from State cost per pupil calculations.

Sources: Franklin Borough School District Records.

FRANKLIN BOROUGH SCHOOL DISTRICT  
SCHOOL BUILDING INFORMATION  
LAST TEN FISCAL YEARS  
UNAUDITED

District Building

Franklin Elementary School:

<u>Fiscal Year</u>	<u>Square Feet</u>	<u>Capacity (Students)</u>	<u>Enrollment</u>
2013	114,480	810	492
2014	114,480	810	464
2015	114,480	810	471
2016	114,480	810	467
2017	114,480	810	491
2018	114,480	810	488
2019	114,480	810	488
2020	114,480	810	454
2021	114,480	810	472
2022	114,480	810	490

Number of Schools at June 30, 2022

Elementary = 1

Note: Enrollment is based on the annual October District count.

Source: Franklin Borough School District Records.

FRANKLIN BOROUGH SCHOOL DISTRICT  
GENERAL FUND SCHEDULE OF REQUIRED MAINTENANCE FOR SCHOOL FACILITIES  
LAST TEN FISCAL YEARS  
UNAUDITED

UNDISTRIBUTED EXPENDITURES - REQUIRED  
 MAINTENANCE FOR SCHOOL FACILITIES  
 11-000-261-XXX

<u>Facility</u>	<u>Project #'(s)</u>	<u>2013</u>	<u>2014</u>	<u>2015</u>	<u>2016</u>	<u>2017</u>
<u>School Facilities:</u>						
Franklin Elementary	N/A	<u>\$ 92,891</u>	<u>\$ 89,840</u>	<u>\$ 67,261</u>	<u>\$ 131,917</u>	<u>\$ 138,747</u>
<u>Facility</u>	<u>Project #'(s)</u>	<u>2018</u>	<u>2019</u>	<u>2020</u>	<u>2021</u>	<u>2022</u>
<u>School Facilities:</u>						
Franklin Elementary	N/A	<u>\$ 96,959</u>	<u>\$ 112,161</u>	<u>\$ 261,817</u>	<u>\$ 191,777</u>	<u>\$ 316,408</u>

N/A - Not Applicable

Source: Franklin Borough School District Records.

FRANKLIN BOROUGH SCHOOL DISTRICT  
INSURANCE SCHEDULE  
JUNE 30, 2022  
UNAUDITED

	Coverage		Deductible
School Alliance Insurance Fund:			
School Package Policy - School Alliance Insurance Fund	\$ 500,000	Occurrence	\$ 2,500
Building & Personal Property			
Auto Physical Damage			1,000
General Liability including Auto, Employee Benefits:			
Per Occurrence	5,000,000		
General Aggregate		Agreed upon based on membership	
Product/Completed Ops			
Personal Injury			
Fire Damage	2,500,000		
Medical Expenses			
(excluding students taking part in athletics)	10,000		
Automobile Coverage			
Combined Single Limit			
Hired/Non-owned			
Cyber Coverage (deductible by line of coverage)	750,000	in the Aggregate	
Environmental Impairment Liability	\$1,000,000/\$25,000,000	Fund Aggregate	10,000
	\$100,000 Fungi & Legionella		100,000
Crime Coverage	50,000	Inside/Outside	1,000
Blanket Dishonesty Bond	500,000		1,000
Boiler and Machinery	100,000,000		2,500
Excess Liability (AL/GL)	5,000,000		
School Board Legal Liability	5,000,000		10,000
Workers' Compensation	Statutory		
Employer's Liability	5,000,000		
Supplemental Liability	Statutory		
Student Accident Insurance/ Bollinger		All Students and Athletes	
Selective Insurance:			
Public Official Bond - School Business Administrator	200,000		
Public Official Bond - Treasurer	200,000		

Source: Franklin Borough School District Records.

SINGLE AUDIT SECTION



Report on Internal Control Over Financial Reporting and  
on Compliance and Other Matters Based on an Audit of Financial Statements  
Performed in Accordance with *Government Auditing Standards*

Independent Auditors' Report

The Honorable President and Members  
of the Board of Education  
Franklin Borough School District  
County of Sussex, New Jersey

We have audited, in accordance with the auditing standards generally accepted in the United States of America, the standards applicable to financial audits contained in *Government Auditing Standards* issued by the Comptroller General of the United States and the audit requirements prescribed by the Office of School Finance, Department of Education, State of New Jersey (the "Office"), the financial statements of the governmental activities, the business-type activities, each major fund, and the aggregate remaining fund information of the Board of Education of the Franklin Borough School District (the "District"), in the County of Sussex, as of and for the fiscal year ended June 30, 2022, and the related notes to the financial statements, which collectively comprise the District's basic financial statements, and have issued our report thereon dated October 26, 2022. That report included a qualified opinion on the financial statements as the District's note disclosure on postemployment benefits other than pensions (OPEB) contains the June 30, 2020 information and not the June 30, 2021 information as the report for Governmental Accounting Standards Board ("GASB") Statement No. 75, *Accounting and Financial Reporting for Postemployment Benefits Other Than Pensions*, for the State of New Jersey State Health Benefits Local Education Retired Employees Plan ("SHBP") has not been released by the Division of Pensions and Benefits, Department of the Treasury, State of New Jersey, as of the date of this report. In our opinion, disclosure of this information is required by accounting principles generally accepted in the United States of America.

**Report on Internal Control Over Financial Reporting**

In planning and performing our audit of the financial statements, we considered the District's internal control over financial reporting (internal control) as a basis for designing audit procedures that are appropriate in the circumstances for the purpose of expressing our opinions on the financial statements, but not for the purpose of expressing an opinion on the effectiveness of the District's internal control. Accordingly, we do not express an opinion on the effectiveness of the District's internal control.

A *deficiency in internal control* exists when the design or operation of a control does not allow management or employees, in the normal course of performing their assigned functions, to prevent, or detect and correct, misstatements on a timely basis. A *material weakness* is a deficiency, or a combination of deficiencies, in internal control such that there is a reasonable possibility that a material misstatement of the District's financial statements will not be prevented, or detected and corrected on a timely basis. A *significant deficiency* is a deficiency, or a combination of deficiencies, in internal control that is less severe than a material weakness, yet important enough to merit attention by those charged with governance.



The Honorable President and Members  
of the Board of Education  
Franklin Borough School District  
Page 2

Our consideration of the internal control was for the limited purpose described in the first paragraph of this section and was not designed to identify all deficiencies in internal control that might be material weaknesses or significant deficiencies. Given these limitations, during our audit we did not identify any deficiencies in internal control that we consider to be material weaknesses. However, material weaknesses or significant deficiencies may exist that were not identified.

### **Report on Compliance and Other Matters**

As part of obtaining reasonable assurance about whether the District's financial statements are free of material misstatement, we performed tests of its compliance with certain provisions of laws, regulations, contracts, and grant agreements, noncompliance with which could have a direct and material effect on the financial statements. However, providing an opinion on compliance with those provisions was not an objective of our audit, and accordingly, we do not express such an opinion. The results of our tests disclosed no instances of noncompliance or other matters that are required to be reported under *Government Auditing Standards*.

### **Purpose of this Report**

The purpose of this report is solely to describe the scope of our testing of internal control and compliance and the result of that testing, and not to provide an opinion on the effectiveness of the District's internal control or on compliance. This report is an integral part of an audit performed in accordance with *Government Auditing Standards* in considering the District's internal control and compliance. Accordingly, this communication is not suitable for any other purpose.

October 26, 2022  
Mount Arlington, New Jersey

*Nisivocca LLP*  
NISIVOCCA LLP

*Valerie A. Dolan*

---

Valerie A. Dolan  
Licensed Public School Accountant #2526  
Certified Public Accountant

Report on Compliance For Each Major Federal and State Program:  
Report on Internal Control Over Compliance Required by the Uniform Guidance and NJOMB 15-08

Independent Auditors' Report

The Honorable President and Members  
of the Board of Education  
Franklin Borough School District  
County of Sussex, New Jersey

**Report on Compliance for Each Major Federal and State Program**

***Opinion on Each Major Federal and State Program***

We have audited the Board of Education of the Franklin Borough School District's (the "District's") compliance with the types of compliance requirements identified as subject to the audit in the *OMB Compliance Supplement* and the *New Jersey State Aid/ Grant Compliance Supplement* that could have a direct and material effect on each of the District's major federal and state programs for the fiscal year ended June 30, 2022. The District's major federal and state programs are identified in the summary of auditors' results section of the accompanying Schedule of Findings and Questioned Costs.

In our opinion, the District complied, in all material respects, with the compliance requirements referred to above that could have a direct and material effect on each of its major federal and state programs for the fiscal year ended June 30, 2022.

***Basis for Opinion on Each Major Federal and State Program***

We conducted our audit of compliance in accordance with auditing standards generally accepted in the United States of America (GAAS); the standards applicable to financial audits contained in *Government Auditing Standards* issued by the Comptroller General of the United States (*Government Auditing Standards*); the audit requirements of Title 2 U.S. *Code of Federal Regulations* Part 200, *Uniform Administrative Requirements, Cost Principles, and Audit Requirements for Federal Awards* (Uniform Guidance) and New Jersey's OMB Circular 15-08, *Single Audit Policy for Recipients of Federal Grants, State Grants, and State Aid*. Our responsibilities under those standards, the Uniform Guidance and New Jersey's OMB Circular 15-08 are further described in the Auditor's Responsibilities for the Audit of Compliance section of our report.

We are required to be independent of the District and to meet our other ethical responsibilities, in accordance with relevant ethical requirements relating to our audit. We believe that the audit evidence we have obtained is sufficient and appropriate to provide a basis for our opinion on compliance for each major federal and state program. Our audit does not provide a legal determination of the District's compliance with the compliance requirements referred to above.

***Responsibilities of Management for Compliance***

Management is responsible for compliance with the requirements referred to above and for the design, implementation, and maintenance of effective internal control over compliance with the requirements of laws, statutes, regulations, rules and provisions of contracts or grant agreements applicable to the District's federal and state programs.

### ***Auditors' Responsibilities for the Audit of Compliance***

Our objectives are to obtain reasonable assurance about whether material noncompliance with the compliance requirements referred to above occurred, whether due to fraud or error, and express an opinion on the District's compliance based on our audit. Reasonable assurance is a high level of assurance but is not absolute assurance and therefore is not a guarantee that an audit conducted in accordance with GAAS, *Government Auditing Standards*, the Uniform Guidance and New Jersey's OMB Circular 15-08 will always detect material noncompliance when it exists. The risk of not detecting material noncompliance resulting from fraud is higher than for that resulting from error, as fraud may involve collusion, forgery, intentional omissions, misrepresentations, or the override of internal control. Noncompliance with the compliance requirements referred to above is considered material, if there is a substantial likelihood that, individually or in the aggregate, it would influence the judgment made by a reasonable user of the report on compliance about the District's compliance with the requirements of each major federal and state program as a whole.

In performing an audit in accordance with GAAS, *Government Auditing Standards*, the Uniform Guidance and New Jersey's OMB Circular 15-08, we

- exercise professional judgment and maintain professional skepticism throughout the audit.
- identify and assess the risks of material noncompliance, whether due to fraud or error, and design and perform audit procedures responsive to those risks. Such procedures include examining, on a test basis, evidence regarding the District's compliance with the compliance requirements referred to above and performing such other procedures as we considered necessary in the circumstances.
- obtain an understanding of the District's internal control over compliance relevant to the audit in order to design audit procedures that are appropriate in the circumstances and to test and report on internal control over compliance in accordance with the Uniform Guidance and New Jersey's OMB Circular 15-08, but not for the purpose of expressing an opinion on the effectiveness of the District's internal control over compliance. Accordingly, no such opinion is expressed.

We are required to communicate with those charged with governance regarding, among other matters, the planned scope and timing of the audit and any significant deficiencies and material weaknesses in internal control over compliance that we identified during the audit.

### **Report on Internal Control Over Compliance**

A *deficiency in internal control over compliance* exists when the design or operation of a control over compliance does not allow management or employees, in the normal course of performing their assigned functions, to prevent, or detect and correct, noncompliance with a type of compliance requirement of a federal or state program on a timely basis. A *material weakness in internal control over compliance* is a deficiency, or a combination of deficiencies, in internal control over compliance, such that there is a reasonable possibility that material noncompliance with a type of compliance requirement of a federal or state program will not be prevented, or detected and corrected, on a timely basis. A *significant deficiency in internal control over compliance* is a deficiency, or a combination of deficiencies, in internal control over compliance with a type of compliance requirement of a federal or state program that is less severe than a material weakness in internal control over compliance, yet important enough to merit attention by those charged with governance.

The Honorable President and Members  
of the Board of Education  
Franklin Borough School District  
Page 3

Our consideration of internal control over compliance was for the limited purpose described in the Auditor's Responsibilities for the Audit of Compliance section above and was not designed to identify all deficiencies in internal control over compliance that might be material weaknesses or significant deficiencies in internal control over compliance. Given these limitations, during our audit we did not identify any deficiencies in internal control over compliance that we consider to be material weaknesses, as defined above. However, material weaknesses or significant deficiencies in internal control over compliance may exist that were not identified.

Our audit was not designed for the purpose of expressing an opinion on the effectiveness of internal control over compliance. Accordingly, no such opinion is expressed.

The purpose of this report on internal control over compliance is solely to describe the scope of our testing of internal control over compliance and the results of that testing based on the requirements of the Uniform Guidance or New Jersey's OMB Circular 15-08. Accordingly, this report is not suitable for any other purpose.

October 26, 2022  
Mount Arlington, New Jersey

*Nisivoccia LLP*  
NISIVOCCIA LLP

*Valerie A. Dolan*

---

Valerie A. Dolan  
Licensed Public School Accountant #2526  
Certified Public Accountant

FRANKLIN BOROUGH SCHOOL  
SCHEDULE OF EXPENDITURES OF FEDERAL AWARDS  
FOR THE FISCAL YEAR ENDED JUNE 30, 2022

Federal Grantor/Pass Through Grantor/ Program/Cluster Title	Assistance Listing Number	Grant or State Project No.	Grant Period	Award Amount	Balance at June 30, 2021		Cash Received	Budgetary Expenditures	Repayment of Prior Years' Balances	Balance at June 30, 2022		
					Budgetary Accounts Receivable	Budgetary Unearned Revenue				Budgetary Accounts Receivable	Budgetary Unearned Revenue	
<u>U.S. Department of Agriculture:</u>												
Passed-through State Department of Agriculture:												
Child Nutrition Cluster:												
Food Distribution Program	10.555	N/A	7/1/21-6/30/22	\$ 24,298			\$ 24,298	\$ (23,526)			\$ 772	
Food Distribution Program	10.555	N/A	7/1/20-6/30/21	11,032				(2,275)				
COVID-19:												
Seamless Summer Option	10.555	N/A	7/1/21-6/30/22	381,748			351,451	(381,748)			(30,297)	
Seamless Summer Option	10.555	N/A	7/1/20-6/30/21	156,089	\$ (17,010)		17,010					
Emergency Operational Cost Program	10.555	N/A	7/1/21-6/30/22	15,261			15,261	(15,261)				
Total Child Nutrition Cluster					(17,010)		408,020	(422,810)			772	
Pandemic Electronic Benefit Transfer (P-EBT)	10.649	N/A	7/1/21-6/30/22	1,242			1,242	(1,242)				
Total U.S. Department of Agriculture					(17,010)		409,262	(424,052)			772	
<u>U.S. Department of Education:</u>												
<u>Special Revenue Fund:</u>												
Passed-through State Department of Education:												
Elementary and Secondary Education Act:												
Title I	84.010	ESEA157022	7/1/21-9/30/22	98,900			29,630	(97,440)			(67,810)	
Title I	84.010	ESEA157021	7/1/20-9/30/21	89,721	(49,812)		49,812					
Total Title I					(49,812)		79,442	(97,440)			(67,810)	
Title II A	84.367	ESEA157022	7/1/21-9/30/22	41,431			3,440	(11,513)			(8,073)	
Title II A	84.367	ESEA157021	7/1/20-9/30/21	10,577	(7,171)		7,171					
Total Title II					(7,171)		11,157	(11,513)			(8,073)	
Title IV	84.424	ESEA157022	7/1/21-9/30/22	15,339			12,215	(11,333)			(11,333)	
Title IV	84.424	ESEA157021	7/1/20-9/30/21	17,554	(12,215)		12,215					
Total Title IV					(12,215)		12,215	(11,333)			(11,333)	
Education Stabilization Fund:												
COVID 19 - CRRSA - ESSER II	84.425D	S425D210027	3/13/20-9/30/23	290,797			68,110	(290,797)			(222,687)	
COVID 19 - CRRSA - Learning Acceleration	84.425D	S425D210027	3/13/20-9/30/23	25,000			13,393	(18,750)			(5,357)	
COVID 19 - CRRSA - Mental Health	84.425D	S425D210027	3/13/20-9/30/23	45,000			28,925	(44,495)			(15,570)	
COVID 19 - ARP - ESSER III	84.425U	S425D210027	3/13/20-9/30/24	653,546				(20,203)			(20,203)	
COVID 19 - ARP - Accelerated Learning Coach and Educator Support	84.425U	S425D210027	3/13/20-9/30/24	50,000				(49,952)			(49,952)	
COVID 19 - ARP - NITSS Mental Health Support Staffing	84.425U	S425D210027	3/13/20-9/30/24	45,000				(10,000)			(10,000)	
Total Education Stabilization Fund							110,428	(434,197)			(323,769)	
Special Education Cluster (IDEA):												
COVID 19 - I.D.E.A. Part B, Basic - ARP	84.027X	IDEA157022	7/1/21-9/30/22	24,538			24,538	(24,538)				
I.D.E.A. Part B, Basic	84.027	IDEA157022	7/1/21-9/30/22	182,795			162,242	(179,706)			(17,464)	
COVID 19 - I.D.E.A. Preschool - ARP	84.173X	IDEA157022	7/1/21-9/30/22	2,084			2,084	(2,084)				
I.D.E.A. Preschool	84.173	IDEA157022	7/1/21-9/30/22	10,065			10,065	(10,065)				
Total Special Education Cluster (IDEA)							198,929	(216,393)			(17,464)	
Subtotal - Special Revenue Fund					(69,744)		412,171	(770,876)			(428,449)	
Total U.S. Department of Education					(69,744)		412,171	(770,876)			(428,449)	

FRANKLIN BOROUGH SCHOOL  
SCHEDULE OF EXPENDITURES OF FEDERAL AWARDS  
FOR THE FISCAL YEAR ENDED JUNE 30, 2022

Federal Grantor/Pass Through Grantor/ Program/Cluster Title	Assistance Listing Number	Grant or State Project No.	Grant Period	Award Amount	Balance at June 30, 2021		Cash Received	Budgetary Expenditures	Repayment of Prior Years' Balances	Balance at June 30, 2022		
					Budgetary Accounts Receivable	Budgetary Unearned Revenue				Budgetary Accounts Receivable	Budgetary Unearned Revenue	Amounts Provided to Subrecipients
U.S. Department of Health and Human Services: Medicaid Cluster: Medicaid Assistance Program	93.778	N/A	7/1/21-6/30/22	\$ 12,867		\$ 12,867	\$ (12,867)					
Total U.S. Department of Health and Human Services/Total Medicaid Cluster												
U.S. Department of Homeland Security: Passed-through State Department of Homeland Security: Disaster Grants - Public Assistance - FEMA: Severe Winter Storm and Snowstorm	97.036	N/A	1/31/21-2/2/21	55,738		55,738	(55,738)					
Total U.S. Department of Homeland Security												
U.S. Department of Treasury: Passed-through State Department of Education: Special Revenue Fund: COVID 19 - Coronavirus Relief Fund	21.019	N/A	3/1/20-12/30/20	486,559				\$ 500		\$ 500		
Total U.S. Department of Treasury												
Total Federal Awards												
					\$ (86,754)	\$ 2,275	\$ 890,038	\$ (1,263,533)	\$ 500	\$ (458,746)	\$ 772	\$ -0-

N/A - Not Applicable

SEE THE ACCOMPANYING NOTES TO THE SCHEDULES OF EXPENDITURES OF FEDERAL AND STATE AWARDS

**FRANKLIN BOROUGH SCHOOL DISTRICT**  
**SCHEDULE OF EXPENDITURES OF STATE AWARDS**  
**FOR THE FISCAL YEAR ENDED JUNE 30, 2022**

State Grantor/Program Title	Grant or State Project Number	Grant Period	Award Amount	Balance at June 30, 2021			Balance at June 30, 2022			MEMO	
				Budgetary Accounts Receivable	Budgetary Unearned Revenue	Cash Received	Budgetary Expenditures	GAAP Accounts Receivable	Budgetary Unearned Revenue	Budgetary Receivable	Cumulative Total Expenditures
<b>State Department of Education:</b>											
<b>General Fund State Aid:</b>											
Equalization Aid	22-495-034-5120-078	7/1/21-6/30/22	\$ 2,786,062			\$ 2,507,731	\$ (2,786,062)		\$ (278,331)	\$ 2,786,062	
Transportation Aid	22-495-034-5120-014	7/1/21-6/30/22	49,243			44,323	(49,243)		(4,920)	49,243	
Special Education Aid	22-495-034-5120-089	7/1/21-6/30/22	303,322			273,020	(303,322)		(30,302)	303,322	
Security Aid	22-495-034-5120-084	7/1/21-6/30/22	95,302			85,781	(95,302)		(9,521)	95,302	
Adjustment Aid	19-495-034-5120-085	7/1/21-6/30/22	100,129			90,126	(100,129)		(10,003)	100,129	
Extraordinary Special Education Costs Aid	22-495-034-5120-044	7/1/21-6/30/22	43,585				(43,585)		(43,585)	43,585	
Excess Nonpublic Transportation Costs	22-495-034-5120-014	7/1/21-6/30/22	3,089				(3,089)		(3,089)	3,089	
Homeless Tuition Reimbursement	22-495-034-5120-005	7/1/21-6/30/22	36,453				(36,453)		(36,453)	36,453	
Maintenance of Equity State Aid	22-495-034-5120-128	7/1/21-6/30/22	9,504				(9,504)		(9,504)	9,504	
Securing Our Children's Future Bond Act (Alyssa's Law)	N/A	7/1/21-6/30/22	23,080				(23,080)		(23,080)	23,080	
Reimbursed TPAF Social Security Contributions	22-495-034-5094-003	7/1/21-6/30/22	333,571			316,781	(333,571)		(16,790)	333,571	
On-Behalf TPAF Post Retirement Contributions	22-495-034-5094-001	7/1/21-6/30/22	368,707			368,707	(368,707)		(16,790)	368,707	
On-Behalf TPAF Pension Contributions	22-495-034-5094-002	7/1/21-6/30/22	1,556,142			1,556,142	(1,556,142)		(16,790)	1,556,142	
On-Behalf TPAF Non-Contributory Insurance	22-495-034-5094-004	7/1/21-6/30/22	21,955			21,955	(21,955)		(16,790)	21,955	
On-Behalf TPAF Long-Term Disability Insurance	22-495-034-5094-004	7/1/21-6/30/22	655			655	(655)		(16,790)	655	
Equalization Aid	21-495-034-5120-078	7/1/20-6/30/21	2,680,420			267,699				2,680,420	
Transportation Aid	21-495-034-5120-014	7/1/20-6/30/21	49,243			4,918				49,243	
Special Education Aid	21-495-034-5120-089	7/1/20-6/30/21	303,322			30,293				303,322	
Security Aid	21-495-034-5120-084	7/1/20-6/30/21	95,302			9,518				95,302	
Adjustment Aid	21-495-034-5120-085	7/1/20-6/30/21	100,129			10,000				100,129	
Extraordinary Special Education Costs Aid	21-495-034-5120-044	7/1/20-6/30/21	9,255			9,255				9,255	
Excess Nonpublic Transportation Costs	21-495-034-5120-014	7/1/20-6/30/21	2,610			2,610				2,610	
Subtotal - General Fund						5,599,514	(5,730,799)	(132,501)		(465,578)	8,971,080
Special Revenue Fund Aid:											
Preschool Education Aid	22-495-034-5120-086	7/1/21-6/30/22	863,232			776,994	(800,428)		\$ 62,804	800,428	
Preschool Education Aid	21-495-034-5120-086	7/1/20-6/30/21	1,299,774			129,977				643,296	
Preschool Education Aid	20-495-034-5120-086	7/1/19-6/30/20	652,050			134				(134)	
Subtotal - Special Revenue Fund						906,971	(800,562)			706,100	2,108,822
State Department of Agriculture:											
Food Service Fund:											
COVID 19 - Seamless Summer Option	22-100-010-3350-023	7/1/21-6/30/22	5,914			5,439	(5,914)	(475)		(475)	5,914
COVID 19 - Seamless Summer Option	21-100-010-3350-023	7/1/20-6/30/21	5,707			1,403	(553)			(475)	5,707
Subtotal - Food Service Fund						6,842	(6,467)	(475)		(475)	11,621
Total State Department of Education						6,513,327	(6,537,828)	(132,976)		(552,291)	11,091,523
Total State Awards						6,513,327	(6,537,828)	(132,976)		(552,291)	11,091,523
Less: State Awards Not Subject to Single Audit Major Program Determination											
On-Behalf TPAF Pension System Contributions:											
On-Behalf TPAF Post Retirement Contributions	22-495-034-5094-001	7/1/21-6/30/22	(368,707)				368,707				
On-Behalf TPAF Pension Contributions	22-495-034-5094-002	7/1/21-6/30/22	(1,556,142)				1,556,142				
On-Behalf TPAF Non-Contributory Insurance	22-495-034-5094-004	7/1/21-6/30/22	(21,955)				21,955				
On-Behalf TPAF Long-Term Disability Insurance	22-495-034-5094-004	7/1/21-6/30/22	(655)				655				
Subtotal - On-Behalf TPAF Pension System Contributions							1,947,459				
Total State Awards Subject to Single Audit Major Program Determination							(4,590,369)				

SEE THE ACCOMPANYING NOTES TO THE SCHEDULES OF EXPENDITURES OF FEDERAL AND STATE AWARDS

FRANKLIN BOROUGH SCHOOL DISTRICT  
NOTES TO THE SCHEDULES OF EXPENDITURES OF FEDERAL AND STATE AWARDS  
FOR THE FISCAL YEAR ENDED JUNE 30, 2022

NOTE 1. BASIS OF PRESENTATION

The accompanying schedules of expenditures of federal and state awards include the federal and state grant activity of the Franklin Borough School District Board of Education under programs of the federal and state governments for the fiscal year ended June 30, 2022. The information in these schedules is presented in accordance with the requirements of Title 2 U.S. Code of Federal Regulations Part 200, *Uniform Administrative Requirements, Cost Principles, and Audit Requirements for Federal Awards* (“Uniform Guidance”) and New Jersey's OMB Circular 15-08, *Single Audit Policy for Recipients of Federal Grants, State Grants and State Aid*. Because the schedules present only a selected portion of the operations of the District, they are not intended to and do not present the financial position, changes in net position or cash flows of the District.

NOTE 2. SUMMARY OF SIGNIFICANT ACCOUNTING POLICIES

Expenditures reported in the accompanying schedules of expenditures of federal and state awards are reported on the budgetary basis of accounting with the exception of programs recorded in the Food Service Fund, which are presented using the accrual basis of accounting. These bases of accounting are described in Note 1 to the District's basic financial statements. Such expenditures are recognized following the cost principles contained in the Uniform Guidance, wherein certain types of expenditures are not allowable or are limited as to reimbursement. Negative amounts, if any, shown on the Schedules represent adjustments or credits made in the normal course of business to amounts reported as expenditures in prior years.

NOTE 3. INDIRECT COST RATE

The District has not elected to use the 10 percent de minimis indirect cost rate as allowed under the Uniform Guidance.

NOTE 4. RELATIONSHIP TO BASIC FINANCIAL STATEMENTS

The basic financial statements present the General and Special Revenue Funds on the GAAP basis. Budgetary comparison statements or schedules (RSI) are presented for the General and Special Revenue Funds to demonstrate finance-related legal compliance in which certain revenue is permitted by law or grant agreement to be recognized in the audit year, whereas for GAAP reporting, revenue is not recognized until the subsequent year or when expenditures have been made.

The General Fund is presented in the accompanying schedules on the modified accrual basis with the exception of the revenue recognition of the last two state aid payments in the current budget year, which is mandated pursuant to N.J.S.A. 18A:22-44.2. For GAAP purposes those payments are not recognized until the subsequent budget year due to the state deferral and recording of the last two state aid payments in the subsequent year. The Special Revenue Fund also does not recognize the June state aid payments in the current year. The Special Revenue Fund is presented in the accompanying schedules on the grant accounting budgetary basis which recognizes encumbrances as expenditures and also recognizes the related revenue, whereas the GAAP basis does not.

The net adjustment to reconcile from the budgetary basis to the GAAP basis is (\$10,649) for the General Fund and \$43,739 for the Special Revenue Fund (for which \$-0- is for local projects), See Exhibit C-3 for a reconciliation of the budgetary basis to the modified accrual basis of accounting for the General and Special Revenue Funds, respectively.



FRANKLIN BOROUGH SCHOOL DISTRICT  
NOTES TO THE SCHEDULES OF EXPENDITURES OF FEDERAL AND STATE AWARDS  
FOR THE FISCAL YEAR ENDED JUNE 30, 2022  
(Continued)

NOTE 5. RELATIONSHIP TO BASIC FINANCIAL STATEMENTS

Revenue from federal and state awards are reported on the Board’s basic financial statements on a GAAP basis as presented below:

	Federal	State	Total
General Fund	\$ 68,605	\$ 5,720,150	\$ 5,788,755
Special Revenue Fund	770,876	844,301	1,615,177
Food Service Fund	424,052	6,467	430,519
Total Awards	\$ 1,263,533	\$ 6,570,918	\$ 7,834,451

NOTE 6. RELATIONSHIP TO FEDERAL AND STATE FINANCIAL REPORTS

Amounts reported in the accompanying schedules agree with the amounts reported in the related federal and state financial reports.

NOTE 7. OTHER

Revenue and expenditures reported under the Food Distribution Program represent current year value received and current year distributions respectively. TPAF Social Security contributions represent the amount reimbursed by the State for the employers’ share of social security contributions for TPAF members for the fiscal year ended June 30, 2022.

FRANKLIN BOROUGH SCHOOL DISTRICT  
SCHEDULE OF FINDINGS AND QUESTIONED COSTS  
FOR THE FISCAL YEAR ENDED JUNE 30, 2022

Summary of Auditors' Results:

- The Independent Auditors’ Report expresses a qualified opinion on the financial statements as the District’s note disclosure on postemployment benefits other than pensions (OPEB) contains the June 30, 2020 information and not the June 30, 2021 information as the report for Governmental Accounting Standards Board (“GASB”) Statement No. 75, *Accounting and Financial Reporting for Postemployment Benefits Other Than Pensions*, for the State of New Jersey State Health Benefits Local Education Retired Employees Plan (“SHBP”) has not been released by the Division of Pensions and Benefits, Department of the Treasury, State of New Jersey, as of the date of this report. In our opinion, disclosure of this information is required by accounting principles generally accepted in the United States of America.
- There were no material weaknesses or significant deficiencies disclosed during the audit of the financial statements as reported in *the Independent Auditors’ Report on Internal Control Over Financial Reporting and on Compliance and Other Matters Based on an Audit of Financial Statements Performed in Accordance with Government Auditing Standards*.
- No instances of noncompliance material to the financial statements of the District which would be required to be reported in accordance with *Government Auditing Standards*, were disclosed during the audit.
- There were no material weaknesses or significant deficiencies in internal control over major federal and state programs disclosed during the audit as reported in the *Independent Auditors’ Report on Compliance For Each Major State Program; Report on Internal Control Over Compliance Required by the Uniform Guidance and NJOMB 15-08*.
- The auditor’s report on compliance for the major federal and state programs for the District expresses an unmodified opinion on all major federal and state programs.
- The audit did not disclose any audit findings which are required to be reported in accordance with New Jersey’s OMB Circular 15-08 or 2 CFR 200.516(a) of the Uniform Guidance.
- The District's programs tested as major federal and state programs for the current fiscal year consisted of the following federal and state awards:

	<u>Assistance Listing/ State Grant Number</u>	<u>Grant Period</u>	<u>Award Amount</u>	<u>Budgetary Expenditures</u>
<u>Federal:</u>				
Special Education Cluster (IDEA):				
I.D.E.A. Part B, Basic - ARP	84.027X	7/1/21-9/30/22	\$ 24,538	\$ 24,538
I.D.E.A. Part B, Basic	84.027	7/1/21-9/30/22	182,795	179,706
I.D.E.A. Preschool - ARP	84.173X	7/1/21-9/30/22	2,084	2,084
I.D.E.A. Preschool	84.173	7/1/21-9/30/22	10,065	10,065
Child Nutrition Cluster:				
Food Distribution Program	10.555	7/1/21-6/30/22	24,298	23,526
Food Distribution Program	10.555	7/1/20-6/30/21	11,032	2,275
Seamless Summer Option	10.555	7/1/21-6/30/22	381,748	381,748
Emergency Operational Cost Program	10.555	7/1/21-6/30/22	15,261	15,261

FRANKLIN BOROUGH SCHOOL DISTRICT  
SCHEDULE OF FINDINGS AND QUESTIONED COSTS  
FOR THE FISCAL YEAR ENDED JUNE 30, 2022  
(Continued)

Summary of Auditors' Results: (Cont'd)

	<u>Assistance Listing/ State Grant Number</u>	<u>Grant Period</u>	<u>Award Amount</u>	<u>Budgetary Expenditures</u>
<u>State Aid Public</u>				
Preschool Education Aid	22-495-034-5120-086	7/1/21-6/30/22	\$ 863,232	\$ 800,428
Preschool Education Aid	20-495-034-5120-086	7/1/19-6/30/20	652,050	134
Reimbursed TPAF Social Security Contributions	22-495-034-5094-003	7/1/21-6/30/22	333,571	333,571

- The threshold for distinguishing Type A and Type B state programs was \$750,000.
- The District was not determined to be a "low-risk" auditee for federal programs. The District was determined to be a "low-risk" auditee for state programs.

Findings Relating to the Financial Statements which are required to be Reported in Accordance with Generally Accepted Government Auditing Standards:

- The audit did not disclose any findings required to be reported under Generally Accepted Government Auditing Standards.

Findings and Questioned Costs for Federal Awards:

- The audit did not disclose any findings or questioned costs for federal awards as defined in 2 CFR 200.516(a) of the Uniform Guidance.

Findings and Questioned Costs for State Awards:

- The audit did not disclose any findings or questioned costs for state awards as defined in 2 CFR 200.516(a) of the Uniform Guidance and New Jersey's OMB Circular 15-08.

FRANKLIN BOROUGH SCHOOL DISTRICT  
SUMMARY SCHEDULE OF PRIOR AUDIT FINDINGS  
FOR THE FISCAL YEAR ENDED JUNE 30, 2022

Status of Prior Year Findings:

There were no prior year audit findings.